

Technical Brief: Idaho Student Engagement Survey 2020-2021

V1.0., June 30th, 2021

1. Introduction

This report provides a technical overview of Idaho's 2020-21 statewide administration of the Cognia™ Student Engagement Survey (SES) to elementary, middle, and high school students, which was conducted from February 15 through April 9, 2021.

The SES collects feedback directly from students about their learning experiences. Survey results provide a useful summary of the insights learned from student responses and provide schools and districts with the opportunity to understand student engagement in greater detail. These insights enable schools, districts, and states to engage in more collaborative conversations with institution stakeholders to better respond to the needs of their students.

Data from completed surveys are reported at the school, district, and state level and results are categorized by type and level of engagement. The school receives data on the percentages of Committed, Compliant, and Disengaged students for each of the three engagement domains (Behavioral, Cognitive, and Emotional) based on completed responses.

At the state level, data is reported annually as an indicator of school quality as part of the state's accountability system under the Every Student Succeeds Act (ESSA). This "Student Engagement" indicator accounts for 10% toward the identification of K-8 schools for comprehensive support and improvement. High school survey results are used solely for reporting purposes.

This report focuses on the three types of engagement, which correspond to reporting and intended interpretations.

2. Instrument Overview

There are generally four ways to measure student engagement: self-report surveys, teacher reporting, interviews, and observations. Of these four, surveys and observations are the most widely used and reliable. The SES is based on extensive research and collects direct feedback from students regarding their level and type of engagement in the learning process while assessing how much they enjoy school on a variety of practical and actionable levels.

Each of the SES items are designed specifically to measure student engagement in the following three domains of engagement: Behavioral, Cognitive and Emotional. Behavioral engagement refers to a student's efforts in the classroom (e.g., attendance, participation); Cognitive engagement examines a student's investment in learning;



and Emotional engagement measures a student’s emotions or feelings about the classroom and school, in general (e.g., connectedness with school).

Response options for all items across the three domains are first categorized according to three engagement types: Committed, Compliant, and Disengaged. Additionally, each engagement type consists of two distinct levels: Levels in the Committed type are Invested and Immersed; the Compliant types are Strategic and Ritual; and the Disengaged type levels are Retreatism and Rebellion. Individual student engagement is categorized within each domain based on the most frequent engagement type. For example, a student who answers three or more questions with Committed values within the Behavioral domain would be categorized as Committed for that domain. The relationship between engagement type and engagement level is presented in Table 1.

The SES measures student engagement in elementary (grades 3-5), middle (grades 6-8), and high school (grades 9-12) through students’ responses to 21 items about their learning experiences described above. A version of the survey was created for each of the three grade spans with age-appropriate item text.

Table 1. Student Engagement Domain Type and Level Descriptions

Engagement Types		Engagement Levels	
Committed	Student finds personal meaning and value in tasks	Invested	<i>Student leader, exceeds expectations, and invests time in improvement</i>
		Immersed	<i>Performs constantly at high level, and possesses deep conceptual understanding</i>
Compliant	Meets expectations, follows rules, actively avoids consequences	Strategic	<i>Allocates necessary energy and resources and is reward driven</i>
		Ritual	<i>Minimal attention, easily distracted</i>
Disengaged	Unmotivated, low participation, actively avoids completing tasks	Retreatism	<i>Not attentive to work, distracts others, conceals lack of involvement</i>
		Rebellion	<i>Refusal to comply with requirements, actively rejects tasks</i>

3. Participation

Results described in this report are based on responses from 185,218 students in grades 3–12 from 711 schools in 179 public school districts. The number of responses reflects completed SES responses and not necessarily the population of students, schools, or districts in the state. Participating districts and schools are listed in Appendix C.

Student response distribution:

- Student responses were approximately evenly distributed across each grade within grade spans.
- Nearly equal numbers of females and males responded to the survey.

- Student respondents were predominantly White (74%-77%) followed by multiple races (2%-3%), Native American (1%), Black (1%), Asian (1%), and Pacific Islander (0.2%-0.3%). There were also approximately 20% of students did not report their race.

Table 2 displays the number of students, by survey version, who submitted complete responses, as well as the percentage of students based on their demographic data.

Table 2. Number of Completed Surveys by Version, Grade, and Demographic Category

SES Survey Version		Elementary School (Grades 3-5)	Middle School (Grades 6-8)	High School (Grades 9-12)
Total	Number	58080	60897	66241
	Percentage	31%	33%	36%
Grade	03	32%	--	--
	04	33%	--	--
	05	35%	--	--
	06	--	33%	--
	07	--	34%	--
	08	--	33%	--
	09	--	--	28%
	10	--	--	27%
	11	--	--	24%
	12	--	--	21%
Gender	Female	49%	49%	48%
	Male	50%	51%	50%
Race	American Indian	1%	1%	1%
	Asian	1%	1%	1%
	Black	1%	1%	1%
	Pacific Islander	< 1%	< 1%	< 1%
	White	74%	75%	77%
	Multi	2%	3%	3%
	Unknown	21%	19%	17%
Ethnicity	Hispanic	12%	18%	16%
Disability	Disability	< 1%	< 1%	< 1%
English Learner	ELL	8%	5%	3%

4. Item Analysis

Across all three versions of the SES—elementary, middle, and high school—the survey consists of items categorized and organized into the three domains of engagement: Behavioral (questions 1–7), Cognitive (questions 8–14), and Emotional (questions 15–21). Each item response is scored on a six-point scale (0–5). Point values correspond to the six engagement levels described previously.

Tables A1 to A3 in Appendix A provide item statistics according to grade-span including means (average response to an item), standard deviations (dispersion of scores; how “spread out” are scores for that item), and item correlations (relationship between item score and total domain scores). Item text for each version of the survey can be found in Appendix B. Note that “Q” followed by a number indicates question number.

Notable Findings

Elementary school version:

- Item averages were the highest for Q6 (3.65) and Q12 (3.65) while Q4 (2.54) and Q21 (2.43) had the lowest means, indicating the lower-scoring options were more frequently selected.
- The majority of survey items (19 out of 21) were moderately to strongly correlated ($r > 0.4$) with the domain total score (e.g., the Behavioral domain total score is the sum of Q1 through Q7).

Middle school version:

- Item averages were highest for items Q2 (3.75) and Q12 (3.60); the lowest averages were observed for items Q18 (2.22) and Q16 (1.86).
- All survey items (21 out of 21) were moderately to strongly correlated to the total domain score.

High school version:

- Students generally rated Q2 (3.63) and Q5 (3.60) the highest and Q15 (2.2) and Q16 (1.64) the lowest.
- All 21 items were moderately or strongly correlated to the total domain score.

Across grade-span versions of the SES:

- The average for Q16 was the lowest-rated item for all students (“Which response best describes how you feel at the end of the day?”).
- The item averages for middle and high school students were close (2.78 and 2.65 respectively) but represent a decline from elementary school (3.21).
- The Emotional domain had the lowest overall item averages across all three grade spans. The Behavioral domain demonstrated the highest item averages in middle and high school while Cognitive domain item averages were the highest-rated in elementary school.

5. Item Response Distribution

This section describes the distribution of SES item response scores across the three grade span versions, elementary, middle, and high school.

Elementary school version:

- The largest proportion of Committed responses were observed for Q20 (76.5%) and Q6 (75.6%).
- The two items with the largest proportion of Disengaged were Q16 (36.5%) and Q8 (20.5%).

Middle school version:

- The largest proportion of Committed responses were observed for Q12 (70.2%) and Q2 (68.5%).
- The largest proportion of Disengaged responses were Q16 (39.1%) and Q18 (36.3%).

High school version:

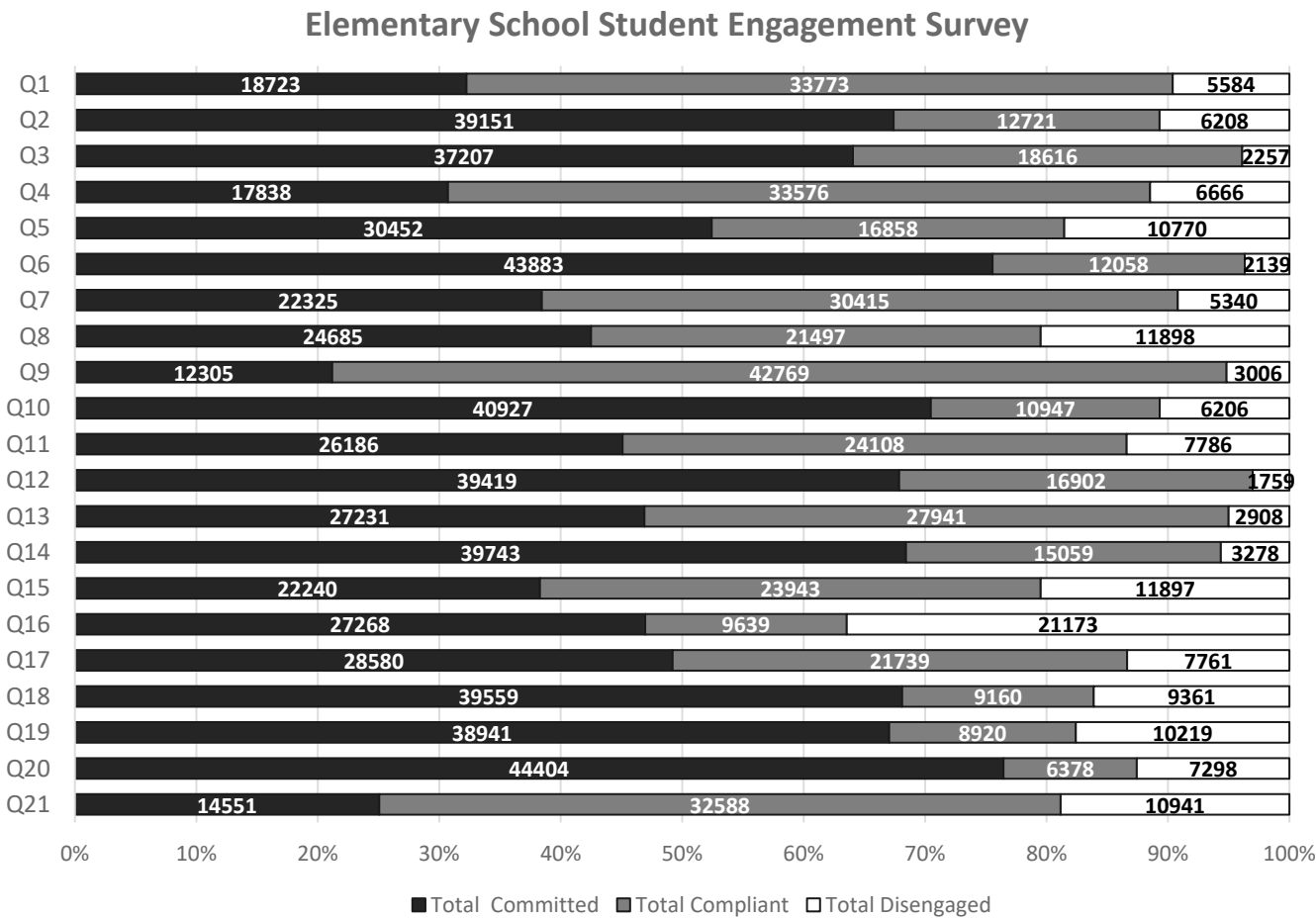
- The top two Committed items were Q2 (61.1%) and Q5 (56.2%).
- The largest proportion of Disengaged responses were Q16 (39.8%) and Q15 (38.9%).

Overall:

- Students selected the full range of available responses across the versions, with respondents selecting the option associated with the middle engagement type (Compliant) or above for most items.
- Q2 and Q5 were among the top five highest-scoring behavioral items (scored as Committed) for middle and high school students. These items capture students' behavior interacting with their peers.
- Q12 was among the top five highest-scoring cognitive items (scored as Committed) for middle (70.2%), and high (43.2%) school versions of the survey.
- Q17 was among the top five highest-scoring emotional items (scored as Committed) for middle (52.8%) and high (46.6%) school students. This item captures students' feelings towards their teachers.
- Q20 for elementary students was the highest-scoring item (scored as Committed) across the versions. This item captures students' attitude towards their school activities.
- Q16 had the highest frequency of Disengaged scores across grade spans (36.5%, 39.1%, and 39.8%, respectively). This item reflects students' feeling at the end of the school day.

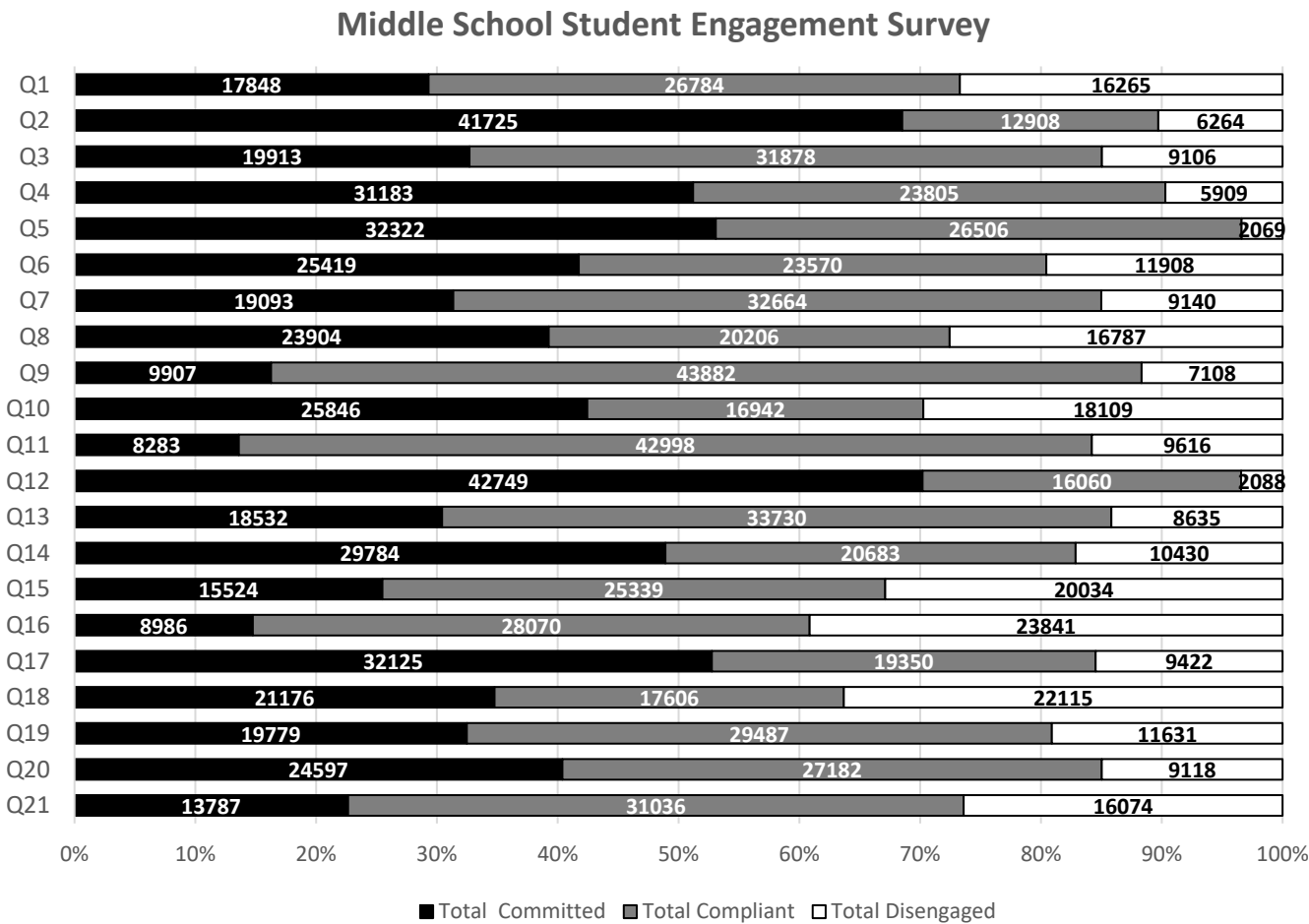
Figures 1–3 display the number of student responses within each engagement type (Committed, Compliant, Disengaged). For more information on item response percentages by engagement type, see Tables A4 to A6 in Appendix A.

Figure 1. Elementary School Response Frequencies, by Engagement Type



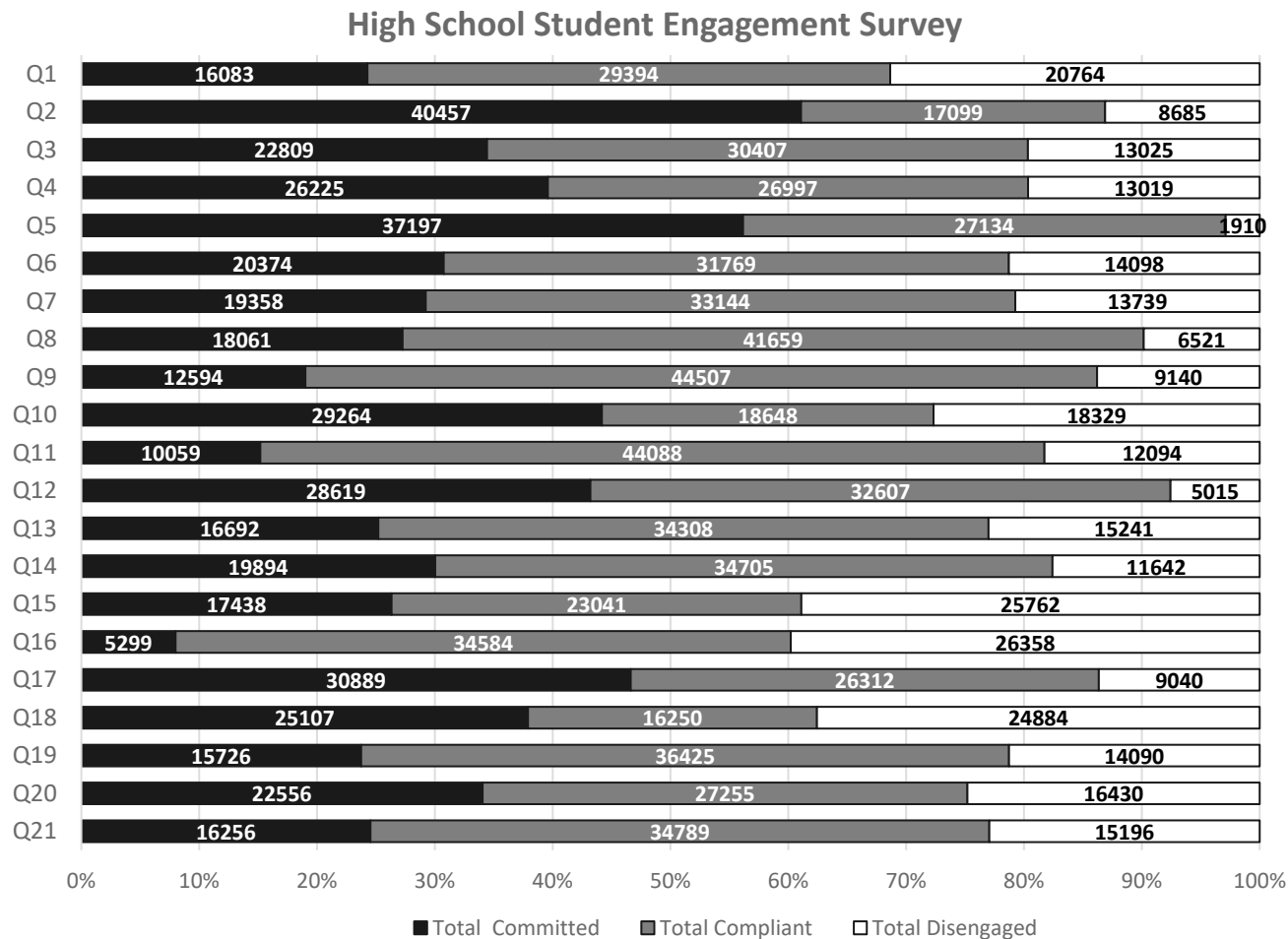
Note: Full item text available in Appendix B

Figure 2. Middle School Response Frequencies, by Engagement Type



Note: Full item text available in Appendix B

Figure 3. High School Response Frequencies, by Engagement Type



Note: Full item text available in Appendix B

6. Domain Classification

Individual students' engagement is classified according to the modal item response within each domain. Specifically, the most frequently occurring engagement type (Disengaged, Compliant, or Committed) within each of the Behavioral, Cognitive, and Emotional domains is used to assign a domain engagement type for each student.

Data from students' completed surveys are reported by grade spans and domain as percentages by engagement type: Committed, Compliant, and Disengaged. The reported percentages are calculated as the number of respondents in each domain's type of engagement divided by the total number of respondents who completed the survey. Figures 4 - 6 depict student engagement responses broken out by grade-span, domains, school years, and compare results from the 2020-21 SES administration against the 2018-19 SES administration.

- Elementary school students in 2020-21 demonstrated high percentages of Committed responses in the Behavioral (65.0%), Cognitive (63.8%), and Emotional (69.4%) domains, while less than 10% of students reported Disengaged responses for Behavioral (5.0%) and Cognitive (4.1%) domains. This pattern also held true for the 2018-19 results.
- Middle school students in 2020-21 yielded 51.2% Committed responses in the Behavioral domain, 38.0% in Cognitive, and 33.8% in Emotional. Compared to 2018-19, these percentages are lower and generally reflect increased percentages of Compliant responses.
- High school students in 2020-21 yielded Committed response percentages of 43.8% in the Behavioral domain, 23.6% in Cognitive, and 29.3% in Emotional. The results for the Behavioral domain are similar to 2018-19; however, percentages are lower for Cognitive and Emotional, reflecting increased percentages of Compliant responses.
- Overall, differences between 2020-21 and 2018-19 SES administrations are primarily observed in Middle and High school as the percentages of Committed responses decreased and percentages of Compliant responses increased. Increased Disengaged responses are observed in Middle school while Elementary and High school demonstrate similar percentages of Disengaged responses across domains.

Figure 4. Elementary School Engagement Classification Type Comparison by Engagement Domains

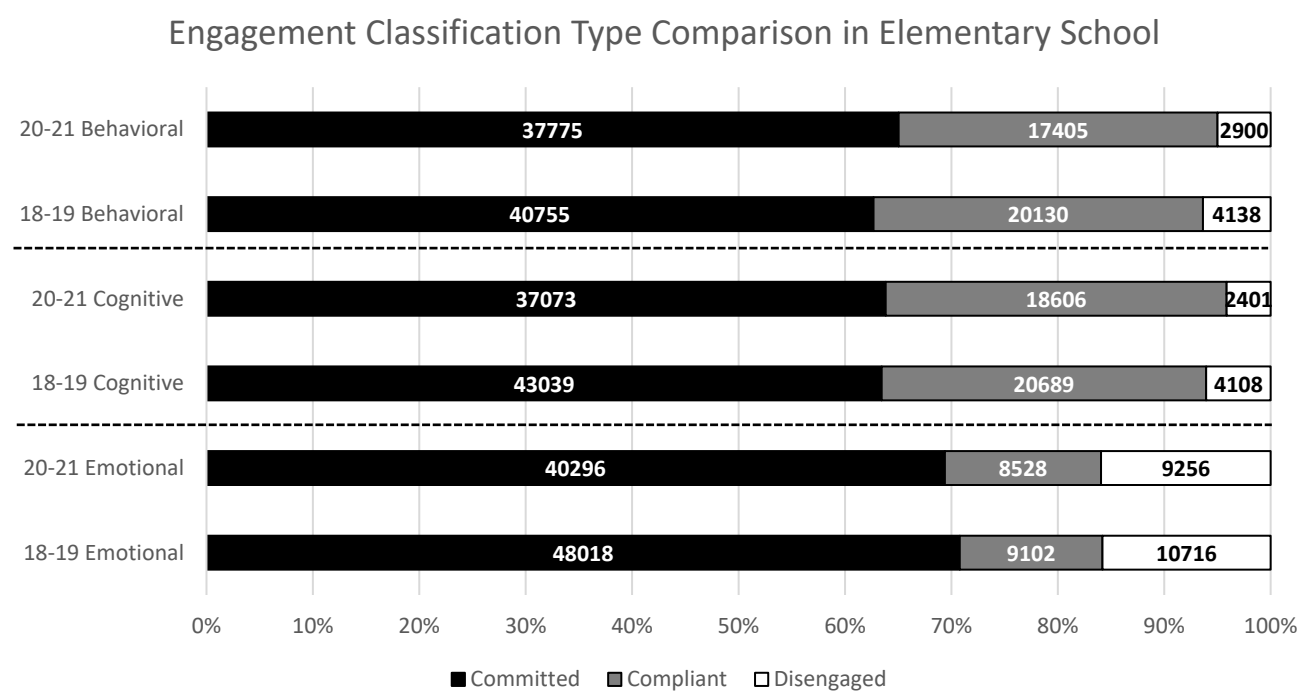


Figure 5. Middle School Engagement Classification Type Comparison by Engagement Domains

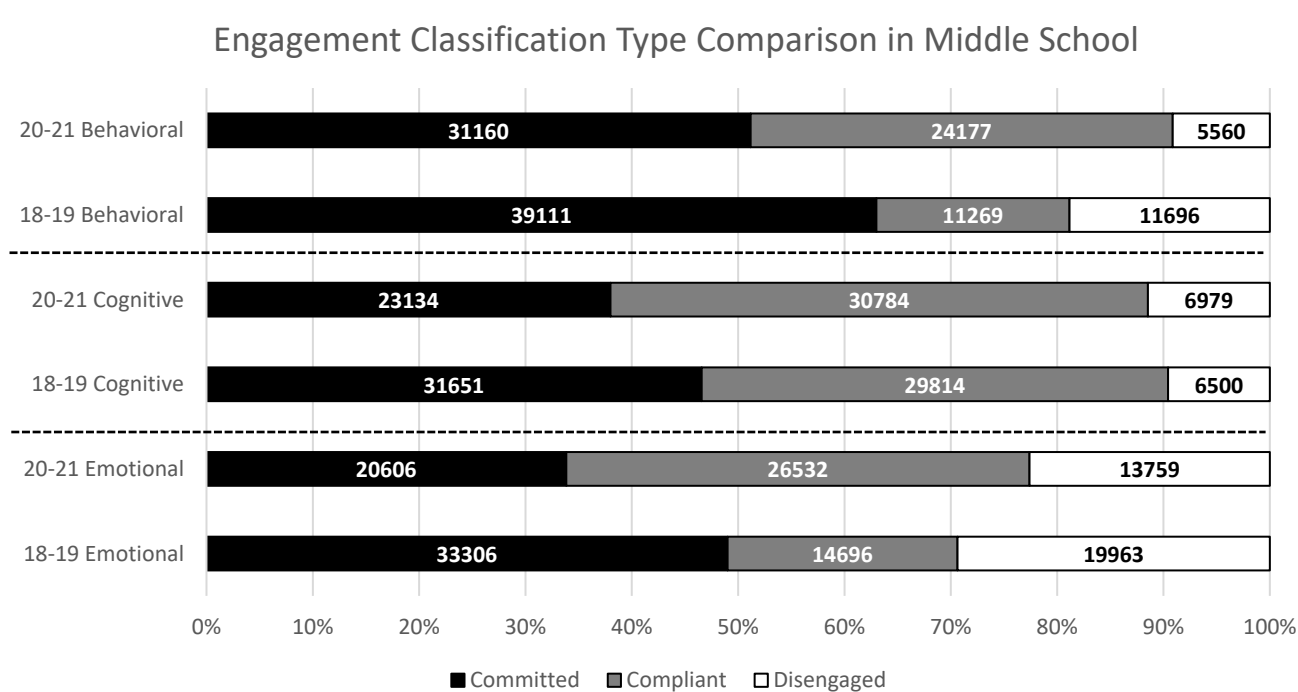
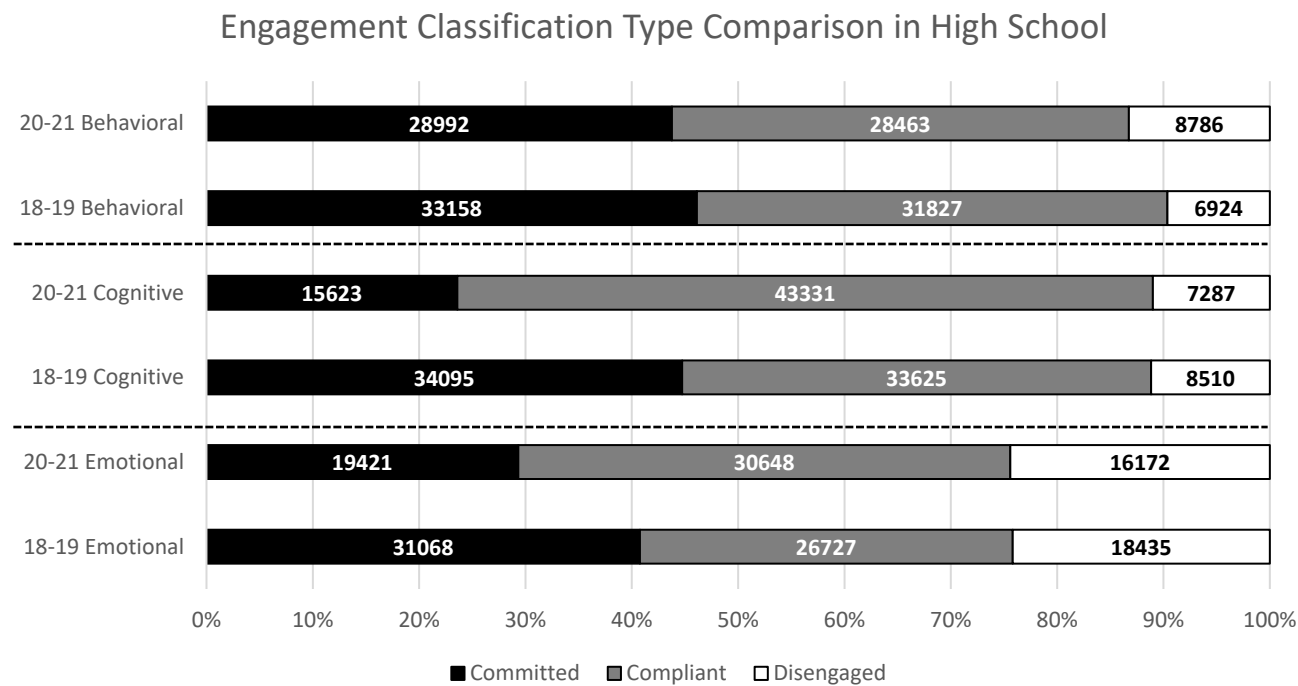


Figure 6. High School Engagement Classification Type Comparison by Engagement Domains



7. Reliability and Validity Evidence

Internal Consistency Reliability

Survey responses were used to investigate evidence for the internal consistency reliability across the three grade-span versions of the survey. Reliability was calculated according to Cronbach's Alpha (α) and McDonald's omega (ω)¹. All three versions demonstrate Alpha values of 0.80 and higher, and omega values of 0.81 and higher (see Table 4). These values provide evidence that the SES demonstrates sufficient reliability to make decisions about groups of students².

¹ Though Cronbach's Alpha is widely used and understood as a measure of reliability, McDonald's omega is a distinct reliability coefficient with the advantage of considering the strength of association between items, leading to a stronger measurement of the scale's internal consistency.

² Salvia, J., & Ysseldyke, J. E. (2004). *Assessment in special and inclusive education* (9th ed.). Boston: Houghton Mifflin.

Table 4. Convergent and Discriminant Validity of Domains, by Grade Span

Grade Span	Domain	Behavioral	Cognitive	Emotional
Elementary School ($\omega = 0.81$, $\alpha = 0.80$)	Behavioral	0.616		
	Cognitive	0.479	0.600	
	Emotional	0.454	0.551	0.751
Middle School ($\omega = 0.87$, $\alpha = 0.85$)	Behavioral	0.666		
	Cognitive	0.578	0.710	
	Emotional	0.540	0.637	0.807
High School ($\omega = 0.87$, $\alpha = 0.85$)	Behavioral	0.691		
	Cognitive	0.601	0.729	
	Emotional	0.549	0.640	0.758

Validity Evidence

Validity evidence for the measurement of Behavioral, Cognitive, and Emotional domains of engagement on the SES is also presented in Table 4, as correlations between domains, within each of the grade-span versions. Specifically, correlations of responses across domains are presented in the off-diagonal cells and represent discriminant validity evidence (indicating the degree to which domains are separate and distinct from one another) while convergent validity evidence is presented in the cells along the diagonal as reliability (i.e., omega; indicating the consistency of measurement within the domain).

Within-domain reliabilities range from 0.60-0.81 demonstrating sufficient and strong convergent validity evidence. Across-domain correlations are moderate-to-strong and range from 0.45 to 0.64; however, the across-domain reliabilities (i.e., discriminant validity evidence) are consistently lower than the associated within-domain reliabilities. These results indicate that the SES consistently measures student engagement within each of the three domains, which are related to each other, but demonstrates sufficient independence as to be considered separate traits or constructs.

Confirmatory Factor Analysis

Additional validity evidence for Cognia's SES is demonstrated using statistical techniques to evaluate the underlying theoretical structure, or latent factor model. The relationship among items, domains (Behavioral, Cognitive, and Emotional), and overall engagement for each grade-span version can be represented according to two latent factor models. The Unidimensional Model conceives student performance on items as simply correlated to general engagement; the First-Order Model suggests that student performance on each item is correlated with a specific domain and those domains are correlated with each other.

Confirmatory Factor Analysis (CFA) is the statistical technique used to evaluate which of the unidimensional or first-order models fits the data best and to confirm that the target model fits the data well. Model comparison is conducted according to a Likelihood-Ratio Test, with significant differences indicating that the more complex (i.e., first-order) model fits best; model evaluation is conducted by comparing standard model fit statistics (RMSEA and χ^2/df) against critical values in an empirical sampling distribution that was generated according to a bootstrap resampling procedure (replications = 100; $\alpha = 0.05$).

Model evaluation found that RMSEA and χ^2/df values did not exceed the empirically determined significance values; therefore, the models all fit the data sufficiently well to enable further comparison and interpretation³. Model comparison according to the results of Likelihood-Ratio Tests between the unidimensional models and first-order models found in all instances that first-order models fit significantly better than the unidimensional models. Together, these results provide evidence supporting measurement and reporting of Cognia's Student Engagement Survey results according to the Behavioral, Cognitive, and Emotional domains.

Model evaluation and comparison results are summarized by version in Table 5.

Table 5. Confirmatory Factor Analysis Model Summary, by Grade Span

Grade-Span	Model	N	df	RMSEA	χ^2/df	Notes
Elementary School	Uni	58,080	189	0.032	60.27	
	First	58,080	186	0.027	44.63	*
Middle School	Uni	60,897	189	0.038	86.67	
	First	60,897	186	0.033	67.31	*
High School	Uni	66,241	189	0.037	89.92	
	First	66,241	186	0.034	78.04	*

* Preferred model based on LRT results

For Additional Information

Please contact Cognia's Research & Analytics group at research_analytics@cognia.org with additional questions about this study. You may also directly contact the authors:

Xiaonan Zhang, Measurement Scientist: xiaonan.zhang@cognia.org

Matthew Gushta, Ph.D., Vice President, Research & Analytics: matthew.gushta@cognia.org

³ Kline, R. B. (2013). *Beyond significance testing: Statistics reform in the behavioral sciences, 2nd Edition*. Washington, DC: American Psychological Association.

Appendix A

Item Descriptive Statistics

Table A1. Elementary School Item Descriptive Statistics

Elementary School (n = 58,080)							
	Mean	SD	Min	Max	Corr w/ Behavioral Total	Corr w/ Cognitive Total	Corr w/ Emotional Total
Q1	2.86	1.35	0	5	0.506		
Q2	3.55	1.37	0	5	0.494		
Q3	3.46	0.97	0	5	0.494		
Q4	2.54	1.30	0	5	0.468		
Q5	3.25	1.70	0	5	0.577		
Q6	3.65	0.86	0	5	0.482		
Q7	3.15	1.07	0	5	0.499		
Q8	2.99	1.70	0	5		0.560	
Q9	2.71	1.13	0	5		0.396	
Q10	3.60	1.37	0	5		0.591	
Q11	3.30	1.63	0	5		0.614	
Q12	3.65	0.92	0	5		0.389	
Q13	3.25	1.26	0	5		0.502	
Q14	3.56	1.17	0	5		0.550	
Q15	3.04	1.61	0	5			0.614
Q16	2.63	1.86	0	5			0.663
Q17	3.26	1.64	0	5			0.499
Q18	3.50	1.60	0	5			0.692
Q19	3.62	1.83	0	5			0.721
Q20	3.51	1.19	0	5			0.542
Q21	2.43	1.35	0	5			0.580

Table A2. Middle School Item Descriptive Statistics

Middle School (n = 60,897)							
	Mean	SD	Min	Max	Corr w/ Behavioral Total	Corr w/ Cognitive Total	Corr w/ Emotional Total
Q1	2.66	1.28	0	5	0.584		
Q2	3.75	1.49	0	5	0.472		
Q3	3.03	1.22	0	5	0.560		
Q4	3.11	1.45	0	5	0.446		
Q5	3.59	1.33	0	5	0.533		
Q6	2.83	1.34	0	5	0.571		
Q7	2.86	1.20	0	5	0.535		
Q8	2.49	1.77	0	5		0.588	
Q9	2.47	1.15	0	5		0.552	
Q10	2.56	1.75	0	5		0.682	
Q11	2.46	1.24	0	5		0.576	
Q12	3.60	0.96	0	5		0.447	
Q13	2.77	1.28	0	5		0.597	
Q14	3.04	1.40	0	5		0.591	
Q15	2.40	1.55	0	5			0.625
Q16	1.86	1.38	0	5			0.622
Q17	3.14	1.65	0	5			0.651
Q18	2.22	1.70	0	5			0.728
Q19	2.55	1.46	0	5			0.688
Q20	2.71	1.26	0	5			0.571
Q21	2.30	1.49	0	5			0.594

Table A3. High School Item Descriptive Statistics

High School (n = 66,241)							
	Mean	SD	Min	Max	Corr w/ Behavioral Total	Corr w/ Cognitive Total	Corr w/ Emotional Total
Q1	2.46	1.26	0	5	0.590		
Q2	3.63	1.65	0	5	0.491		
Q3	2.82	1.32	0	5	0.586		
Q4	2.74	1.50	0	5	0.551		
Q5	3.60	1.27	0	5	0.486		
Q6	2.67	1.22	0	5	0.550		
Q7	2.63	1.30	0	5	0.539		
Q8	2.88	1.25	0	5		0.602	
Q9	2.44	1.19	0	5		0.598	
Q10	2.63	1.71	0	5		0.671	
Q11	2.37	1.32	0	5		0.594	
Q12	3.33	1.19	0	5		0.450	
Q13	2.55	1.35	0	5		0.644	
Q14	2.53	1.25	0	5		0.626	
Q15	2.20	1.65	0	5			0.601
Q16	1.64	1.21	0	5			0.535
Q17	3.08	1.56	0	5			0.624
Q18	2.40	1.87	0	5			0.697
Q19	2.29	1.42	0	5			0.631
Q20	2.44	1.33	0	5			0.563
Q21	2.40	1.52	0	5			0.563

Survey Response Frequencies by Engagement Type

Table A4. Elementary School Survey Response Frequencies by Engagement Type

	Elementary School Response Count and Frequency (n = 58,080)		
	Committed	Compliant	Disengaged
Q1	18723 (32.2%)	33773 (58.1%)	5584 (9.6%)
Q2	39151 (67.4%)	12721 (21.9%)	6208 (10.7%)
Q3	37207 (64.1%)	18616 (32.1%)	2257 (3.9%)
Q4	17838 (30.7%)	33576 (57.8%)	6666 (11.5%)
Q5	30452 (52.4%)	16858 (29.0%)	10770 (18.5%)
Q6	43883 (75.6%)	12058 (20.8%)	2139 (3.7%)
Q7	22325 (38.4%)	30415 (52.4%)	5340 (9.2%)
Q8	24685 (42.5%)	21497 (37.0%)	11898 (20.5%)
Q9	12305 (21.2%)	42769 (73.6%)	3006 (5.2%)
Q10	40927 (70.5%)	10947 (18.8%)	6206 (10.7%)
Q11	26186 (45.1%)	24108 (41.5%)	7786 (13.4%)
Q12	39419 (67.9%)	16902 (29.1%)	1759 (3.0%)
Q13	27231 (46.9%)	27941 (48.1%)	2908 (5.0%)
Q14	39743 (68.4%)	15059 (25.9%)	3278 (5.6%)
Q15	22240 (38.3%)	23943 (41.2%)	11897 (20.5%)
Q16	27268 (46.9%)	9639 (16.6%)	21173 (36.5%)
Q17	28580 (49.2%)	21739 (37.4%)	7761 (13.4%)
Q18	39559 (68.1%)	9160 (15.8%)	9361 (16.1%)
Q19	38941 (67.0%)	8920 (15.4%)	10219 (17.6%)
Q20	44404 (76.5%)	6378 (11.0%)	7298 (12.6%)
Q21	14551 (25.1%)	32588 (56.1%)	10941 (18.8%)

Table A5. Middle School Survey Response Frequencies by Engagement Type

	Middle School Response Count and Frequency (n =60,897)		
	Committed	Compliant	Disengaged
Q1	17848 (29.3%)	26784 (44.0%)	16265 (26.7%)
Q2	41725 (68.5%)	12908 (21.2%)	6264 (10.3%)
Q3	19913 (32.7%)	31878 (52.3%)	9106 (15.0%)
Q4	31183 (51.2%)	23805 (39.1%)	5909 (9.7%)
Q5	32322 (53.1%)	26506 (43.5%)	2069 (3.4%)
Q6	25419 (41.7%)	23570 (38.7%)	11908 (19.6%)
Q7	19093 (31.4%)	32664 (53.6%)	9140 (15.0%)
Q8	23904 (39.3%)	20206 (33.2%)	16787 (27.6%)
Q9	9907 (16.3%)	43882 (72.1%)	7108 (11.7%)
Q10	25846 (42.4%)	16942 (27.8%)	18109 (29.7%)
Q11	8283 (13.6%)	42998 (70.6%)	9616 (15.8%)
Q12	42749 (70.2%)	16060 (26.4%)	2088 (3.4%)
Q13	18532 (30.4%)	33730 (55.4%)	8635 (14.2%)
Q14	29784 (48.9%)	20683 (34.0%)	10430 (17.1%)
Q15	15524 (25.5%)	25339 (41.6%)	20034 (32.9%)
Q16	8986 (14.8%)	28070 (46.1%)	23841 (39.1%)
Q17	32125 (52.8%)	19350 (31.8%)	9422 (15.5%)
Q18	21176 (34.8%)	17606 (28.9%)	22115 (36.3%)
Q19	19779 (32.5%)	29487 (48.4%)	11631 (19.1%)
Q20	24597 (40.4%)	27182 (44.6%)	9118 (15.0%)
Q21	13787 (22.6%)	31036 (51.0%)	16074 (26.4%)

Table A6. High School Survey Response Frequencies by Engagement Type

	High School Response Count and Frequency (n =66,241)		
	Committed	Compliant	Disengaged
Q1	16083 (24.3%)	29394 (44.4%)	20764 (31.3%)
Q2	40457 (61.1%)	17099 (25.8%)	8685 (13.1%)
Q3	22809 (34.4%)	30407 (45.9%)	13025 (19.7%)
Q4	26225 (39.6%)	26997 (40.8%)	13019 (19.7%)
Q5	37197 (56.2%)	27134 (41.0%)	1910 (2.9%)
Q6	20374 (30.8%)	31769 (48.0%)	14098 (21.3%)
Q7	19358 (29.2%)	33144 (50.0%)	13739 (20.7%)
Q8	18061 (27.3%)	41659 (62.9%)	6521 (9.8%)
Q9	12594 (19.0%)	44507 (67.2%)	9140 (13.8%)
Q10	29264 (44.2%)	18648 (28.2%)	18329 (27.7%)
Q11	10059 (15.2%)	44088 (66.6%)	12094 (18.3%)
Q12	28619 (43.2%)	32607 (49.2%)	5015 (7.6%)
Q13	16692 (25.2%)	34308 (51.8%)	15241 (23.0%)
Q14	19894 (30.0%)	34705 (52.4%)	11642 (17.6%)
Q15	17438 (26.3%)	23041 (34.8%)	25762 (38.9%)
Q16	5299 (8.0%)	34584 (52.2%)	26358 (39.8%)
Q17	30889 (46.6%)	26312 (39.7%)	9040 (13.6%)
Q18	25107 (37.9%)	16250 (24.5%)	24884 (37.6%)
Q19	15726 (23.7%)	36425 (55.0%)	14090 (21.3%)
Q20	22556 (34.1%)	27255 (41.1%)	16430 (24.8%)
Q21	16256 (24.5%)	34789 (52.5%)	15196 (22.9%)

Appendix B: SES Questions

Table B1. Cognia's Elementary School Student Engagement Survey Item Text

Domain	Position	Elementary School Item Text
Behavioral	01	During class, I...
	02	If a student is upset, I...
	03	If the classwork is hard to do, I...
	04	Following class rules...
	05	When I work in a group, I...
	06	When I am given a task, I...
	07	School rules...
Cognitive	08	Which one is most like you?
	09	In class, I...
	10	Learning goals...
	11	When I have a test, I...
	12	When my teacher asks me a question, I...
	13	The skills I learn in class...
	14	Class activities...
Emotional	15	How do you feel when you say something in class?
	16	At the end of the school day, I feel...
	17	When I need help, I...
	18	How do you feel about your school?
	19	I feel my schoolwork is...
	20	When there is a school activity, I...
	21	What makes you feel good as a student?

Table B2. Cognia's Middle School Student Engagement Survey Item Text

Domain	Position	Middle School Item Text
Behavioral	01	During class...
	02	If I see or hear about another student being picked on, I...
	03	If the classwork is hard to do, I...
	04	Following class rules...
	05	When I work in a group, I...
	06	When given a task, I...
	07	School rules...
Cognitive	08	Which response describes how you best learn?
	09	In class, I...
	10	Having learning goals...
	11	To prepare for a test, I...
	12	When my teacher asks me a question, I...
	13	The skills I am being taught...
	14	The class activities...
Emotional	15	How do you feel when you say something in front of the class?
	16	What response best describes how you feel at the end of the day?
	17	Which statement best describes your relationship with your teachers?
	18	How do you feel about your school?
	19	When I think about my schoolwork, I...
	20	When there is a school activity, I...
	21	What makes you feel successful as a student?

Table B3. Cognia’s High School Student Engagement Survey Item Text

Domain	Position	High School Item Text
Behavioral	01	During class...
	02	If a student is being picked on, I...
	03	If the classwork is hard to do, I...
	04	Following class routines...
	05	When I work in a group, I...
	06	When an assignment is given, I...
	07	School rules...
Cognitive	08	Which response best describes how you see yourself as a student?
	09	When I am in class, I...
	10	Having personal learning goals...
	11	To prepare for a test, I...
	12	When I don’t understand something, I...
	13	The skills I am being taught...
	14	The class activities...
Emotional	15	How do you feel when you say something in front of the class?
	16	Which response best describes how you feel at the end of the day?
	17	Which statement best describes your relationship with your teachers?
	18	What do you like most about your school?
	19	When I think about my schoolwork, I...
	20	When there is a school activity, I...
	21	What makes you feel successful as a student?

Appendix C: Participating Districts and Schools

Table C1. Idaho Districts and Schools that Participated in 2021 Cognia Student Engagement Survey

District Code	District Name	School Code	School Name
BBB	COSSA - Programs	BBB0026	CRTEC
001	Boise Independent District	0010002	Fairmont Junior High School
001	Boise Independent District	0010003	Hillside Junior High School
001	Boise Independent District	0010004	North Junior High School
001	Boise Independent District	0010005	South Junior High School
001	Boise Independent District	0010007	Boise High School
001	Boise Independent District	0010008	Borah High School
001	Boise Independent District	0010009	Capital High School
001	Boise Independent District	0010206	Les Bois Jr. High
001	Boise Independent District	0010242	Riverglen Junior High
001	Boise Independent District	0010243	Timberline High School
001	Boise Independent District	0010287	Trail Wind Elementary
001	Boise Independent District	0010288	Shadow Hills Elementary
001	Boise Independent District	0010300	Amity Elementary School
001	Boise Independent District	0010301	Maple Grove Elementary School
001	Boise Independent District	0010302	Highlands Elementary School
001	Boise Independent District	0010303	Garfield Elementary School
001	Boise Independent District	0010305	Washington Elementary School
001	Boise Independent District	0010306	Whitney Elementary School
001	Boise Independent District	0010307	Hillcrest Elementary School
001	Boise Independent District	0010308	Hawthorne Elementary School
001	Boise Independent District	0010309	Roosevelt Elementary School
001	Boise Independent District	0010310	Pierce Park Elementary School
001	Boise Independent District	0010313	Owyhee Elementary School
001	Boise Independent District	0010315	Adams Elementary School
001	Boise Independent District	0010316	Liberty Elementary School
001	Boise Independent District	0010317	Jefferson Elementary School
001	Boise Independent District	0010319	Lowell Elementary School
001	Boise Independent District	0010320	Valley View Elementary School
001	Boise Independent District	0010321	Taft Elementary School
001	Boise Independent District	0010322	Mountain View Elementary School
001	Boise Independent District	0010323	Longfellow Elementary School

District Code	District Name	School Code	School Name
001	Boise Independent District	0010324	Monroe Elementary School
001	Boise Independent District	0010325	Koelsch Elementary School
001	Boise Independent District	0010326	Collister Elementary School
001	Boise Independent District	0010327	Whittier Elementary School
001	Boise Independent District	0010509	Riverside Elementary School
001	Boise Independent District	0010510	Horizon Elementary School
001	Boise Independent District	0010665	Cynthia Mann Elementary School
001	Boise Independent District	0010673	Morley Nelson Elementary
001	Boise Independent District	0010674	Grace Jordan Elementary
001	Boise Independent District	0010675	Frank Church High School
001	Boise Independent District	0010676	West Junior High School
001	Boise Independent District	0010677	East Junior High School
001	Boise Independent District	0010679	Hidden Springs Elementary School
002	Joint School District No. 2	0020010	Lowell Scott Middle School
002	Joint School District No. 2	0020011	Meridian Middle School
002	Joint School District No. 2	0020012	Meridian Senior High School
002	Joint School District No. 2	0020015	Centennial High School
002	Joint School District No. 2	0020106	Eagle Middle School
002	Joint School District No. 2	0020112	Eagle High School
002	Joint School District No. 2	0020207	Lake Hazel Middle School
002	Joint School District No. 2	0020235	Lewis & Clark Middle School
002	Joint School District No. 2	0020239	Peregrine Elementary School
002	Joint School District No. 2	0020240	River Valley Elementary School
002	Joint School District No. 2	0020283	Pepper Ridge Elementary
002	Joint School District No. 2	0020284	Sawtooth Middle School
002	Joint School District No. 2	0020296	Hunter Elementary School
002	Joint School District No. 2	0020328	Frontier Elementary School
002	Joint School District No. 2	0020329	Chief Joseph School Of The Arts
002	Joint School District No. 2	0020330	Silver Sage Elementary School
002	Joint School District No. 2	0020331	Lake Hazel Elementary School
002	Joint School District No. 2	0020332	Eagle Elementary School Of The Arts
002	Joint School District No. 2	0020333	Summerwind STEM Academy
002	Joint School District No. 2	0020334	Star Elementary School
002	Joint School District No. 2	0020335	Ustick Elementary School
002	Joint School District No. 2	0020336	Meridian Elementary School
002	Joint School District No. 2	0020337	McMillan Elementary
002	Joint School District No. 2	0020338	Christine Donnell School Of The Arts
002	Joint School District No. 2	0020339	Barbara Morgan S.T.E.M. Academy
002	Joint School District No. 2	0020340	Eagle Hills Elementary School
002	Joint School District No. 2	0020341	Mary Mcpherson Elementary

District Code	District Name	School Code	School Name
002	Joint School District No. 2	0020343	Joplin Elementary School
002	Joint School District No. 2	0020504	Ponderosa Elementary School
002	Joint School District No. 2	0020507	Pioneer School Of The Arts
002	Joint School District No. 2	0020521	Discovery Elementary School
002	Joint School District No. 2	0020523	Cecil D Andrus Elementary
002	Joint School District No. 2	0020524	Chaparral Elementary
002	Joint School District No. 2	0020525	Eliza Hart Spalding Stem Academy
002	Joint School District No. 2	0020526	Seven Oaks Elementary
002	Joint School District No. 2	0020545	Mountain View High School
002	Joint School District No. 2	0020592	Desert Sage Elementary School
002	Joint School District No. 2	0020593	Prospect Elementary School
002	Joint School District No. 2	0020594	Pathways Middle School
002	Joint School District No. 2	0020597	Central Academy High School
002	Joint School District No. 2	0020898	Rocky Mountain High School
002	Joint School District No. 2	0020899	Siena Elementary
002	Joint School District No. 2	0020982	Eagle Academy High School
002	Joint School District No. 2	0021145	Crossroads Middle School
002	Joint School District No. 2	0021228	Meridian Academy High School
002	Joint School District No. 2	0021235	Renaissance High School
002	Joint School District No. 2	0021290	Paramount Elementary School
002	Joint School District No. 2	0021297	Rebound School of Opportunity
002	Joint School District No. 2	0021356	Willow Creek Elementary School
002	Joint School District No. 2	0021374	Virtual School House
002	Joint School District No. 2	0021375	Idaho Fine Arts Academy
002	Joint School District No. 2	0021383	Hillsdale Elementary
002	Joint School District No. 2	0021384	Victory Middle School
002	Joint School District No. 2	0021406	Star Middle School
002	Joint School District No. 2	0021438	Pleasant View Elementary
002	Joint School District No. 2	0022511	Galileo STEM Academy
002	Joint School District No. 2	0022513	Heritage Middle School
003	Kuna Joint District	0030013	Kuna Middle School
003	Kuna Joint District	0030014	Kuna High School
003	Kuna Joint District	0030345	Hubbard Elementary School
003	Kuna Joint District	0030595	Reed Elementary School
003	Kuna Joint District	0030596	Indian Creek Elementary
003	Kuna Joint District	0030635	Ross Elementary School
003	Kuna Joint District	0030850	Fremont Middle School
003	Kuna Joint District	0030887	Crimson Point Elementary School
003	Kuna Joint District	0031115	Initial Point High School
003	Kuna Joint District	0031308	Silver Trail Elementary School

District Code	District Name	School Code	School Name
011	Meadows Valley District	0110342	Meadows Valley School
013	Council District	0130017	Council Jr/Sr High School
013	Council District	0130348	Council Elementary School
021	Marsh Valley Joint District	0210018	Marsh Valley Middle School
021	Marsh Valley Joint District	0210019	Marsh Valley High School
021	Marsh Valley Joint District	0210350	Downey Elementary School
021	Marsh Valley Joint District	0210351	Inkom Elementary School
021	Marsh Valley Joint District	0210352	Mountain View Elementary School
025	Pocatello/Chubbuck District 25	0250020	Franklin Middle School
025	Pocatello/Chubbuck District 25	0250021	Hawthorne Middle School
025	Pocatello/Chubbuck District 25	0250022	Irving Middle School
025	Pocatello/Chubbuck District 25	0250023	Alameda Middle School
025	Pocatello/Chubbuck District 25	0250024	Pocatello High School
025	Pocatello/Chubbuck District 25	0250025	Highland Senior High School
025	Pocatello/Chubbuck District 25	0250353	Edahow Elementary School
025	Pocatello/Chubbuck District 25	0250354	Greenacres Elementary School
025	Pocatello/Chubbuck District 25	0250355	Indian Hills Elementary School
025	Pocatello/Chubbuck District 25	0250356	Chubbuck Elementary School
025	Pocatello/Chubbuck District 25	0250357	Gate City Elementary School
025	Pocatello/Chubbuck District 25	0250358	Rulon M Ellis Elementary School
025	Pocatello/Chubbuck District 25	0250359	Washington Elementary School
025	Pocatello/Chubbuck District 25	0250360	Tyhee Elementary School
025	Pocatello/Chubbuck District 25	0250361	Syringa Elementary School
025	Pocatello/Chubbuck District 25	0250362	Claude A Wilcox Elementary School
025	Pocatello/Chubbuck District 25	0250365	Jefferson Elementary School
025	Pocatello/Chubbuck District 25	0250366	Tendoy Elementary School
025	Pocatello/Chubbuck District 25	0250368	Lewis & Clark Elementary School
025	Pocatello/Chubbuck District 25	0250956	Century High School
025	Pocatello/Chubbuck District 25	0251141	New Horizon High School
033	Bear Lake County District	0330026	Bear Lake Middle School
033	Bear Lake County District	0330027	Bear Lake High School
033	Bear Lake County District	0330370	A J Winters Elementary School
033	Bear Lake County District	0330371	Georgetown Elementary School
033	Bear Lake County District	0330372	Paris Elementary School
033	Bear Lake County District	0330404	Clover Creek High School
033	Bear Lake County District	0331455	Bear Lake On-Line Learning
041	St Maries Joint District	0410028	St. Maries Middle School
041	St Maries Joint District	0410029	St. Maries High School
041	St Maries Joint District	0410254	Heyburn Elementary School

District Code	District Name	School Code	School Name
041	St Maries Joint District	0410374	UpRiver Elementary School
041	St Maries Joint District	0411138	St Maries Community Education Alternative
044	Plummer-Worley Joint District	0440030	Lakeside High School
044	Plummer-Worley Joint District	0440128	Lakeside Jr High School
044	Plummer-Worley Joint District	0440752	Lakeside Elementary School
052	Snake River District	0520031	Snake River Junior High School
052	Snake River District	0520032	Snake River High School
052	Snake River District	0520376	Riverside Elementary School
052	Snake River District	0520378	Rockford Elementary School
052	Snake River District	0520380	Snake River Middle School
052	Snake River District	0521451	Snake River Online
055	Blackfoot District	DRAFT 0550033	Mountain View Middle School
055	Blackfoot District	0550034	Blackfoot High School
055	Blackfoot District	0550381	Blackfoot Heritage Sixth Grade
055	Blackfoot District	0550382	Donald D Stalker Elementary
055	Blackfoot District	0550384	Ridge Crest Elementary School
055	Blackfoot District	0550385	Wapello Elementary School
055	Blackfoot District	0550386	Groveland Elementary School
055	Blackfoot District	0550387	Fort Hall Elementary School
055	Blackfoot District	0550388	I T Stoddard Elementary School
055	Blackfoot District	0551452	Blackfoot Online School Solution
055	Blackfoot District	0559006	Independence High School
058	Aberdeen District	0580036	Aberdeen High School
058	Aberdeen District	0580298	Aberdeen Elementary School
058	Aberdeen District	0580299	Aberdeen Middle School
059	Firth District	0590038	Firth High School
059	Firth District	0590155	Firth Middle School
059	Firth District	0590390	A W Johnson Elementary School
060	Shelley Joint District	0600035	Shelley High School
060	Shelley Joint District	0600039	Donald J Hobbs Middle School
060	Shelley Joint District	0600392	Hazel Stuart Elementary School
060	Shelley Joint District	0601251	Riverview Elementary School
061	Blaine County District	0610042	Wood River High School
061	Blaine County District	0610197	Carey School
061	Blaine County District	0610394	Bellevue Elementary School
061	Blaine County District	0610395	Ernest Hemingway STEAM School
061	Blaine County District	0610396	Hailey Elementary School
061	Blaine County District	0610636	Alturas Elementary School
061	Blaine County District	0610984	Wood River Middle School



District Code	District Name	School Code	School Name
061	Blaine County District	0611102	Silver Creek High School
071	Garden Valley District	0710274	Garden Valley Public School
072	Basin School District	0720159	Basin Elementary School
072	Basin School District	0720183	Idaho City Middle/High School
073	Horseshoe Bend School District	0730256	Horseshoe Bend Elementary
073	Horseshoe Bend School District	0730278	Horseshoe Bend Middle/Sr High
083	West Bonner County District	0830044	Priest River Junior High School
083	West Bonner County District	0830048	Priest River-Lamanna High School
083	West Bonner County District	0830406	Priest Lake Elementary School
083	West Bonner County District	0830407	Priest River Elementary School
083	West Bonner County District	0830411	Idaho Hill Elementary School
084	Lake Pend Oreille District	0840047	Sandpoint Middle School
084	Lake Pend Oreille District	0840049	Clark Fork Junior Senior High School
084	Lake Pend Oreille District	0840202	Sandpoint High School
084	Lake Pend Oreille District	0840293	Kootenai Elementary School
084	Lake Pend Oreille District	0840401	Hope Elementary School
084	Lake Pend Oreille District	0840402	Sagle Elementary School
084	Lake Pend Oreille District	0840403	Farmin Stidwell Elementary School
084	Lake Pend Oreille District	0840405	Southside Elementary School
084	Lake Pend Oreille District	0840408	Washington Elementary School
084	Lake Pend Oreille District	0840410	Northside Elementary School
084	Lake Pend Oreille District	0841045	Lake Pend Oreille High School
091	Idaho Falls School District 91	0910050	Eagle Rock Junior High School
091	Idaho Falls School District 91	0910053	Skyline High School
091	Idaho Falls School District 91	0910054	Idaho Falls High School
091	Idaho Falls School District 91	0910199	Taylorview Junior High School
091	Idaho Falls School District 91	0910412	Longfellow Elementary School
091	Idaho Falls School District 91	0910413	Hawthorne Elementary School
091	Idaho Falls School District 91	0910414	Temple View Elementary School
091	Idaho Falls School District 91	0910415	A H Bush Elementary School
091	Idaho Falls School District 91	0910416	Edgemont Gardens Elementary School
091	Idaho Falls School District 91	0910419	Theresa Bunker Elementary School
091	Idaho Falls School District 91	0910420	Ethel Boyes Elementary School
091	Idaho Falls School District 91	0910421	Westside Elementary School
091	Idaho Falls School District 91	0910422	Dora Erickson Elementary School
091	Idaho Falls School District 91	0910423	Linden Park Elementary School
091	Idaho Falls School District 91	0910667	Fox Hollow Elementary School
091	Idaho Falls School District 91	0910668	Sunnyside Elementary School
091	Idaho Falls School District 91	0911048	Emerson Alternative High School

District Code	District Name	School Code	School Name
091	Idaho Falls School District 91	0911350	Compass Academy
091	Idaho Falls School District 91	0911449	D91 Online Academy - Secondary
091	Idaho Falls School District 91	0911454	D91 Online Academy - Elementary
092	Swan Valley Elementary Dist	0920424	Swan Valley Elementary School
093	Bonneville Joint District	0930055	Sandcreek Middle School
093	Bonneville Joint District	0930056	Bonneville High School
093	Bonneville Joint District	0930200	Hillcrest High School
093	Bonneville Joint District	0930219	Rocky Mountain Middle School
093	Bonneville Joint District	0930425	Falls Valley Elementary School
093	Bonneville Joint District	0930426	Ammon Elementary School
093	Bonneville Joint District	0930427	Iona Elementary School
093	Bonneville Joint District	0930428	Hillview Elementary School
093	Bonneville Joint District	0930429	Ucon Elementary School
093	Bonneville Joint District	0930431	Cloverdale Elementary School
093	Bonneville Joint District	0930432	Fairview Elementary School
093	Bonneville Joint District	0930501	Tiebreaker Elementary School
093	Bonneville Joint District	0930637	Woodland Hills Elementary
093	Bonneville Joint District	0931053	Lincoln High School
093	Bonneville Joint District	0931238	Bonneville Online Elementary
093	Bonneville Joint District	0931250	Mountain Valley Elementary School
093	Bonneville Joint District	0931255	Rimrock Elementary
093	Bonneville Joint District	0931319	Bonneville Online School
093	Bonneville Joint District	0931357	Technical Careers High School
093	Bonneville Joint District	0931360	Summit Hills Elementary School
093	Bonneville Joint District	0931415	Thunder Ridge High School
093	Bonneville Joint District	0932518	Bridgewater Elementary School
093	Bonneville Joint District	0932519	Discovery Elementary School
101	Boundary County District	1010057	Bonnors Ferry High School
101	Boundary County District	1010201	Boundary County Middle School
101	Boundary County District	1010433	Naples Elementary School
101	Boundary County District	1010434	Mount Hall Elementary School
101	Boundary County District	1010437	Valley View Elementary School
111	Butte County Joint District	1110059	Butte County Middle/High School
111	Butte County Joint District	1110439	Arco Elementary School
121	Camas County District	1210060	Camas County High School
121	Camas County District	1210440	Camas County Elem/Jr High School
131	Nampa School District	1310061	West Middle School
131	Nampa School District	1310062	South Middle School
131	Nampa School District	1310213	Iowa Elementary

District Code	District Name	School Code	School Name
131	Nampa School District	1310214	Sherman Elementary
131	Nampa School District	1310215	Park Ridge Elementary
131	Nampa School District	1310444	Centennial Elementary School
131	Nampa School District	1310447	Central Elementary
131	Nampa School District	1310450	Greenhurst Elementary School
131	Nampa School District	1310527	Owyhee Elementary School
131	Nampa School District	1310528	Reagan Elementary School
131	Nampa School District	1310529	Roosevelt Elementary School
131	Nampa School District	1310581	Willow Creek Elementary
131	Nampa School District	1310638	Columbia High School
131	Nampa School District	1310647	Lake Ridge Elementary
131	Nampa School District	1310648	Lone Star Middle School
131	Nampa School District	1310890	Endeavor Elementary School
131	Nampa School District	1310994	Skyview High School
131	Nampa School District	1310996	Snake River Elementary
131	Nampa School District	1310998	Nampa High School
131	Nampa School District	1311109	East Valley Middle School
131	Nampa School District	1311154	Union High School
131	Nampa School District	1311394	Treasure Valley Leadership Academy
131	Nampa School District	1311448	Nampa Online Virtual Academy
131	Nampa School District	1312889	New Horizon Magnet School
132	Caldwell District	1320064	Jefferson Middle School
132	Caldwell District	1320065	Caldwell High School
132	Caldwell District	1320076	Lewis And Clark Elementary
132	Caldwell District	1320281	Syringa Middle School
132	Caldwell District	1320289	Wilson Elementary School
132	Caldwell District	1320448	Washington Elementary School
132	Caldwell District	1320449	Lincoln Elementary School
132	Caldwell District	1320451	Van Buren Elementary School
132	Caldwell District	1320457	Sacajawea Elementary School
132	Caldwell District	1321090	Canyon Springs High School
133	Wilder District	1330233	Wilder High School
133	Wilder District	1330452	Wilder Elementary School
133	Wilder District	1331389	Wilder Middle School
134	Middleton School District	1340067	Middleton Middle School
134	Middleton School District	1340068	Middleton High School
134	Middleton School District	1340453	Mill Creek Elementary
134	Middleton School District	1340500	Middleton Heights Elementary
134	Middleton School District	1340546	Purple Sage Elementary

District Code	District Name	School Code	School Name
134	Middleton School District	1341168	Middleton Academy
135	Notus District	1350234	Notus Jr/Sr High School
135	Notus District	1350520	Notus Elementary School
136	Melba Joint District	1360070	Melba Middle/High School
136	Melba Joint District	1360455	Melba Elementary School
137	Parma District	1370072	Parma High School
137	Parma District	1370282	Parma Middle School
137	Parma District	1370456	Maxine Johnson Elementary
139	Vallivue School District	1390074	Vallivue High School
139	Vallivue School District	1390460	East Canyon Elementary
139	Vallivue School District	1390461	West Canyon Elementary
139	Vallivue School District	1390505	Central Canyon Elementary
139	Vallivue School District	1390519	Birch Elementary
139	Vallivue School District	1390582	Sage Valley Middle School
139	Vallivue School District	1390646	Lakevue Elementary
139	Vallivue School District	1390892	Desert Springs Elementary
139	Vallivue School District	1390985	Vallivue Middle School
139	Vallivue School District	1391295	Rivervue Academy
139	Vallivue School District	1391380	Ridgevue High School
139	Vallivue School District	1391397	Skyway Elementary
139	Vallivue School District	1399017	Vallivue Academy
148	Grace Joint District	1480245	Grace Jr/Sr High School
148	Grace Joint District	1480462	Thatcher Elementary School
148	Grace Joint District	1480463	Grace Elementary School
149	North Gem District	1490077	North Gem Senior High School
149	North Gem District	1490464	North Gem Elementary
149	North Gem District	1491401	North Gem Middle School
150	Soda Springs Joint District	1500078	Tigert Middle School
150	Soda Springs Joint District	1500079	Soda Springs High School
150	Soda Springs Joint District	1500466	Howard E Thirkill Primary School
151	Cassia County Joint District	1510080	Burley Junior High School
151	Cassia County Joint District	1510081	Burley Senior High School
151	Cassia County Joint District	1510082	Oakley Jr/Sr High School
151	Cassia County Joint District	1510083	Raft River Jr/Sr High School
151	Cassia County Joint District	1510084	Declo Sr High School
151	Cassia County Joint District	1510216	White Pine Elementary
151	Cassia County Joint District	1510292	Declo Jr High School
151	Cassia County Joint District	1510469	Declo Elementary School
151	Cassia County Joint District	1510470	Mountain View Elementary

District Code	District Name	School Code	School Name
151	Cassia County Joint District	1510471	Raft River Elementary School
151	Cassia County Joint District	1510473	Oakley Elementary School
151	Cassia County Joint District	1510474	Dworshak Elementary School
151	Cassia County Joint District	1510990	Cassia Jr/Sr High School
151	Cassia County Joint District	1511395	John V Evans Elementary
151	Cassia County Joint District	1511441	Mini-Cassia Online Learning Academy
161	Clark County School District	1610085	Clark County Jr/Sr High School
161	Clark County School District	1610478	Lindy Ross Elementary School
171	Orofino Joint School District 171	1710087	Timberline High School
171	Orofino Joint School District 171	1710088	Orofino High School
171	Orofino Joint School District 171	1710479	Orofino Elementary School
171	Orofino Joint School District 171	DRAFT 1710481	Cavendish-Teakean Elementary School
171	Orofino Joint School District 171	1711361	Idaho Youth Challenge Academy
171	Orofino Joint School District 171	1712520	Timberline Elementary
181	Challis Joint District	1810089	Challis Jr/Sr High School
181	Challis Joint District	1810489	Challis Elementary School
182	Mackay Joint District	1820090	Mackay Junior Senior High School
182	Mackay Joint District	1820490	Mackay Elementary School
191	Prairie Elementary District	1910491	Prairie Elem/Jr High School
192	Glenns Ferry Joint District	1920092	Glenns Ferry High School
192	Glenns Ferry Joint District	1920241	Glenns Ferry Middle School
192	Glenns Ferry Joint District	1920492	Glenns Ferry Elementary School
193	Mountain Home School District 193	1930093	Mountain Home Junior High School
193	Mountain Home School District 193	1930095	Mountain Home High School
193	Mountain Home School District 193	1930493	West Elementary School
193	Mountain Home School District 193	1930494	East Elementary School
193	Mountain Home School District 193	1930495	North Elementary School
193	Mountain Home School District 193	1930502	Stephensen Elementary School
193	Mountain Home School District 193	1930556	Hacker Middle School
193	Mountain Home School District 193	1931317	Bennett Mountain High School
201	Preston School District 201	2010096	Preston High School
201	Preston School District 201	2010291	Preston Junior High School
201	Preston School District 201	2010497	Oakwood Elementary
202	West Side Joint District	2020223	Beutler Middle School
202	West Side Joint District	2020227	West Side High School
202	West Side Joint District	2020987	Harold B Lee Elementary School
215	Fremont County Joint District	2150098	South Fremont Jr High
215	Fremont County Joint District	2150099	South Fremont High School
215	Fremont County Joint District	2150100	North Fremont Jr/Sr High School

District Code	District Name	School Code	School Name
215	Fremont County Joint District	2150290	Henrys Fork Elementary
215	Fremont County Joint District	2150700	Parker-Egin Elementary School
215	Fremont County Joint District	2150701	Ashton Elementary School
215	Fremont County Joint District	2150703	Teton Elementary School
221	Emmett Independent District	2210101	Emmett High School
221	Emmett Independent District	2210224	Emmett Middle School
221	Emmett Independent District	2210230	Kenneth J Carberry Elementary
221	Emmett Independent District	2210251	Shadow Butte Elementary School
221	Emmett Independent District	2210707	Sweet Montour Elementary School
221	Emmett Independent District	2211111	The Patriot Center
221	Emmett Independent District	2211265	Black Canyon Alternative High School
231	Gooding Joint District	2310102	Gooding Middle School
231	Gooding Joint District	2310103	Gooding High School
231	Gooding Joint District	2310711	Gooding Elementary School
232	Wendell District	2320104	Wendell Middle School
232	Wendell District	2320209	Wendell High School
232	Wendell District	2320712	Wendell Elementary School
233	Hagerman Joint District	2330280	Hagerman School
233	Hagerman Joint District	2331456	Hagerman Virtual School
234	Bliss Joint School District	2340714	Bliss School
242	Cottonwood Joint District	2420111	Prairie Jr/Sr High School
242	Cottonwood Joint District	2420722	Prairie Elementary School
243	Salmon River Joint School Dist	2431280	Riggins Elementary School
243	Salmon River Joint School Dist	2431281	Salmon River High School
244	Mountain View School District	2441283	Clearwater Valley Junior/Senior High School
244	Mountain View School District	2441284	Grangeville High School
244	Mountain View School District	2441285	Clearwater Valley Elementary School
244	Mountain View School District	2441286	Grangeville Elem/Middle School
251	Jefferson County Jt District	2510114	Rigby High School
251	Jefferson County Jt District	2510723	Harwood Elementary School
251	Jefferson County Jt District	2510724	Midway Elementary
251	Jefferson County Jt District	2510725	Jefferson Elementary School
251	Jefferson County Jt District	2510726	Roberts Elementary School
251	Jefferson County Jt District	2511110	South Fork Elementary School
251	Jefferson County Jt District	2511143	Jefferson High School
251	Jefferson County Jt District	2511358	Rigby Middle School
251	Jefferson County Jt District	2511437	Cottonwood Elementary
251	Jefferson County Jt District	2511446	Farnsworth Middle School
251	Jefferson County Jt District	2511447	Rigby Virtual Academy

District Code	District Name	School Code	School Name
252	Ririe Joint School District 252	2520228	Ririe Jr/Sr High School
252	Ririe Joint School District 252	2520229	Ririe Elementary School
253	West Jefferson District	2530115	West Jefferson High School
253	West Jefferson District	2530728	Terreton Elementary School
253	West Jefferson District	2531315	West Jefferson Junior High School
261	Jerome Joint District	2610117	Jerome Middle School
261	Jerome Joint District	2610118	Jerome High School
261	Jerome Joint District	2610516	Horizon Elementary School
261	Jerome Joint District	2610731	Jefferson Elementary School
261	Jerome Joint District	2611272	Northside Jr/Sr High School
261	Jerome Joint District	2612516	Summit Elementary
262	Valley District	2620119	Valley School
271	Coeur D'Alene District	2710120	Canfield Middle School
271	Coeur D'Alene District	2710121	Lakes Magnet School
271	Coeur D'Alene District	2710122	Coeur d'Alene High School
271	Coeur D'Alene District	2710217	Skyway Elementary School
271	Coeur D'Alene District	2710220	Lake City High School
271	Coeur D'Alene District	2710246	Woodland Middle School
271	Coeur D'Alene District	2710506	Hayden Meadows Elementary School
271	Coeur D'Alene District	2710514	Fernan STEM Academy
271	Coeur D'Alene District	2710735	Borah Elementary School
271	Coeur D'Alene District	2710738	Ramsey Magnet School Of Science
271	Coeur D'Alene District	2710739	Dalton Elementary School
271	Coeur D'Alene District	2710740	Atlas Elementary School
271	Coeur D'Alene District	2710741	Bryan Elementary School
271	Coeur D'Alene District	2710742	Sorensen Magnet School Of The Arts And Humanities
271	Coeur D'Alene District	2710743	Winton Elementary School
271	Coeur D'Alene District	2711037	Venture High School
271	Coeur D'Alene District	2711396	Northwest Expedition Academy
272	Lakeland School District	2720123	Lakeland Junior High School
272	Lakeland School District	2720124	Lakeland High School
272	Lakeland School District	2720513	Betty Kiefer Elementary School
272	Lakeland School District	2720585	Timberlake Junior High School
272	Lakeland School District	2720586	Timberlake Senior High School
272	Lakeland School District	2720745	Spirit Lake Elementary School
272	Lakeland School District	2720746	John Brown Elementary School
272	Lakeland School District	2720747	Athol Elementary School
272	Lakeland School District	2720761	Garwood Elementary School
272	Lakeland School District	2720891	Twin Lakes Elementary School

District Code	District Name	School Code	School Name
272	Lakeland School District	2721104	Mountain View Alternative High School
273	Post Falls School District	2730125	Post Falls Middle School
273	Post Falls School District	2730126	Post Falls High School
273	Post Falls School District	2730253	Mullan Trail Elementary School
273	Post Falls School District	2730268	River City Middle School
273	Post Falls School District	2730736	Prairie View Elementary
273	Post Falls School District	2730748	Ponderosa Elementary School
273	Post Falls School District	2730749	Seltice Elementary School
273	Post Falls School District	2731084	New Vision High School
273	Post Falls School District	2731388	Greensferry Elementary School
273	Post Falls School District	2731445	Treaty Rock Elementary
273	Post Falls School District	2732517	West Ridge Elementary School
274	Kootenai District	2740127	Kootenai Jr Sr High School
274	Kootenai District	2740751	Harrison Elementary School
281	Moscow School District	2810129	Moscow Middle School
281	Moscow School District	2810130	Moscow High School
281	Moscow School District	2810612	Paradise Creek Regional High School
281	Moscow School District	2810753	J. Russell Elementary
281	Moscow School District	2810754	Lena Whitmore Elementary
281	Moscow School District	2810756	A. B. McDonald Elementary
282	Genesee Joint District	2820269	Genesee School
283	Kendrick Joint School District	2830132	Kendrick Jr/Sr High School
283	Kendrick Joint School District	2830758	Juliaetta Elementary School
285	Potlatch School District 285	2850135	Potlatch Jr/Sr High School
285	Potlatch School District 285	2850762	Potlatch Elementary School
287	Troy School District	2870766	Troy Elementary School
287	Troy School District	2870772	Troy School
288	Whitepine Jt School District	2880771	Bovill Elementary School
288	Whitepine Jt School District	2880794	Deary School
291	Salmon District	2910136	Salmon Jr.-Sr. High School
291	Salmon District	2910764	Salmon Pioneer Primary School
291	Salmon District	2919014	Salmon Alternative High School
292	South Lemhi District	2920137	Leadore School
292	South Lemhi District	2920765	Tendoy Elementary School
302	Nezperce Joint District	3020272	Nezperce School
304	Kamiah Joint District	3040231	Kamiah High School
304	Kamiah Joint District	3040232	Kamiah Middle School
304	Kamiah Joint District	3040768	Kamiah Elementary School
305	Highland Joint District	3050285	Highland School

District Code	District Name	School Code	School Name
312	Shoshone Joint District	3120294	Shoshone Middle School
312	Shoshone Joint District	3120295	Shoshone High School
312	Shoshone Joint District	3120770	Shoshone Elementary School
312	Shoshone Joint District	3120846	High Desert High School
314	Dietrich District	3140143	Dietrich School
316	Richfield District	3160144	Richfield School
321	Madison School District 321	3210145	Madison Junior High School
321	Madison School District 321	3210146	Madison High School
321	Madison School District 321	3210250	Madison Middle School
321	Madison School District 321	3210773	Kennedy Elementary School
321	Madison School District 321	3210775	Lincoln Elementary School
321	Madison School District 321	3210777	Adams Elementary School
321	Madison School District 321	3210779	Burton Elementary School
321	Madison School District 321	3210780	Hibbard Elementary School
321	Madison School District 321	3211225	South Fork Elementary
321	Madison School District 321	3219015	Central High School
322	Sugar-Salem District 322	3220147	Sugar-Salem High School
322	Sugar-Salem District 322	3220225	Kershaw Intermediate School
322	Sugar-Salem District 322	3220226	Sugar-Salem Junior High School
322	Sugar-Salem District 322	3220781	Central Elementary School
322	Sugar-Salem District 322	3220874	Valley View Alternative High School
331	Minidoka County Joint District	3310148	East Minico Middle School
331	Minidoka County Joint District	3310149	West Minico Middle School
331	Minidoka County Joint District	3310150	Minico High School
331	Minidoka County Joint District	3310783	Paul Elementary School
331	Minidoka County Joint District	3310785	Heyburn Elementary School
331	Minidoka County Joint District	3310786	Acequia Elementary School
331	Minidoka County Joint District	3310845	Rupert Elementary School
331	Minidoka County Joint District	3311046	Mt. Harrison Junior/Senior High School
340	Lewiston Independent School District No. 1	3400151	Sacajawea Middle School
340	Lewiston Independent School District No. 1	3400152	Jenifer Middle School
340	Lewiston Independent School District No. 1	3400153	Lewiston High School
340	Lewiston Independent School District No. 1	3400787	Centennial Elementary School
340	Lewiston Independent School District No. 1	3400788	Camelot Elementary School
340	Lewiston Independent School District No. 1	3400789	McGhee Elementary School
340	Lewiston Independent School District No. 1	3400790	Orchards Elementary School

District Code	District Name	School Code	School Name
340	Lewiston Independent School District No. 1	3400791	McSorley Elementary School
340	Lewiston Independent School District No. 1	3400792	Whitman Elementary School
340	Lewiston Independent School District No. 1	3400793	Webster Elementary School
340	Lewiston Independent School District No. 1	3401034	Tammany Alternative Center
341	Lapwai School District	3410583	Lapwai Middle/High School
341	Lapwai School District	3410844	Lapwai Elementary School
342	Culdesac Joint District	3420795	Culdesac School
351	Oneida County District	3510156	Malad High School
351	Oneida County District	3510618	Malad Middle School
351	Oneida County District	3510797	Stone Elementary School
351	Oneida County District	3510798	Malad Elementary School
351	Oneida County District	3511390	Idaho Home Learning Academy
363	Marsing Joint District	3630157	Marsing High School
363	Marsing Joint District	3630530	Marsing Middle School
363	Marsing Joint District	3630799	Marsing Elementary School
364	Pleasant Valley Elementary District	3640800	Pleasant Valley Elem/Jr High
365	Bruneau-Grand View Joint School District	3650158	Rimrock Jr/Sr High School
365	Bruneau-Grand View Joint School District	3650801	Bruneau Elementary School
365	Bruneau-Grand View Joint School District	3650802	Grand View Elementary School
370	Homedale Joint District	3700160	Homedale High School
370	Homedale Joint District	3700260	Homedale Middle School
371	Payette Joint District	3710161	McCain Middle School
371	Payette Joint District	3710162	Payette High School
371	Payette Joint District	3710508	Payette Primary School
371	Payette Joint District	3710805	Westside Elementary School
371	Payette Joint District	3711453	Presidio High School
372	New Plymouth District	3720164	New Plymouth High School
372	New Plymouth District	3720986	New Plymouth Middle School
373	Fruitland District	3730165	Fruitland Middle School
373	Fruitland District	3730166	Fruitland High School
373	Fruitland District	3730807	Fruitland Elementary School
373	Fruitland District	3731332	Fruitland Preparatory Academy
381	American Falls Joint District	3810167	William Thomas Middle School
381	American Falls Joint District	3810168	American Falls High School
381	American Falls Joint District	3810261	American Falls Academy
381	American Falls Joint District	3810849	American Falls Intermediate School

District Code	District Name	School Code	School Name
382	Rockland District	3820169	Rockland Public School
383	Arbon Elementary District	3830810	Arbon Elementary School
391	Kellogg Joint District	3910170	Kellogg Middle School
391	Kellogg Joint District	3910171	Kellogg High School
391	Kellogg Joint District	3910811	Pinehurst Elementary School
391	Kellogg Joint District	3910812	Canyon Elementary School
392	Mullan District	3920172	Mullan School
393	Wallace School District 393	3930173	Silver Hills Elementary School
393	Wallace School District 393	3930174	Wallace Jr./Sr. High School
394	Avery Elementary District	3940820	Calder School
401	Teton County District	4010175	Teton High School
401	Teton County District	4010195	Teton Middle School
401	Teton County District	4010249	Driggs Elementary School
401	Teton County District	4010822	Tetonia Elementary School
401	Teton County District	4010823	Victor Elementary
401	Teton County District	4010875	Basin Alternative High School
401	Teton County District	4011236	Rendezvous Upper Elementary School
411	Twin Falls School District	4110176	Robert Stuart Junior High School
411	Twin Falls School District	4110177	Vera C. O'Leary Middle School
411	Twin Falls School District	4110178	Twin Falls High School
411	Twin Falls School District	4110515	Oregon Trail Elementary School
411	Twin Falls School District	4110824	I B Perrine Elementary School
411	Twin Falls School District	4110825	Morningside Elementary School
411	Twin Falls School District	4110826	Sawtooth Elementary School
411	Twin Falls School District	4110827	Harrison Elementary School
411	Twin Falls School District	4110828	Bickel Elementary School
411	Twin Falls School District	4110829	Lincoln Elementary School
411	Twin Falls School District	4111066	Magic Valley High School
411	Twin Falls School District	4111147	Bridge Academy
411	Twin Falls School District	4111237	Canyon Ridge High School
411	Twin Falls School District	4111381	Pillar Falls Elementary
411	Twin Falls School District	4111382	Rock Creek Elementary
411	Twin Falls School District	4111393	South Hills Middle School
411	Twin Falls School District	4111402	Twin Falls Virtual Schoolhouse
412	Buhl Joint District	4120179	Buhl Middle School
412	Buhl Joint District	4120180	Buhl High School
412	Buhl Joint District	4120830	Popplewell Elementary School
412	Buhl Joint District	4121403	Wakapa Academy
413	Filer District	4130181	Filer High School
413	Filer District	4130196	Filer Middle School

District Code	District Name	School Code	School Name
413	Filer District	4130831	Filer Elementary School
413	Filer District	4130832	Hollister Elementary School
413	Filer District	4131244	Filer Intermediate School
414	Kimberly District	4140182	Kimberly High School
414	Kimberly District	4140512	Kimberly Middle School
414	Kimberly District	4140833	Kimberly Elementary School
414	Kimberly District	4141408	Stricker Elementary School
415	Hansen District	4150620	Hansen Junior/Senior High School
415	Hansen District	4150834	Hansen Elementary School
416	Three Creek Joint Elementary District	4160835	Three Creek Elem/Jr High School
417	Castleford District	4170185	Castleford Public Schools
418	Murtaugh Joint District	4181344	Murtaugh Schools
421	McCall-Donnelly School District	4210189	McCall-Donnelly High School
421	McCall-Donnelly School District	4210837	Barbara R Morgan Elementary
421	McCall-Donnelly School District	4210988	Donnelly Elementary
421	McCall-Donnelly School District	4211264	Heartland High School
422	Cascade District	4220190	Cascade Jr./Sr. High School
422	Cascade District	4220838	Cascade Elementary School
431	Weiser School District	4310191	Weiser Middle School
431	Weiser School District	4310192	Weiser High School
431	Weiser School District	4310839	Pioneer Primary School
431	Weiser School District	4310840	Park Intermediate School
431	Weiser School District	4311067	Indianhead Academy High School
432	Cambridge Joint District	4320193	Cambridge Junior/Senior High School
432	Cambridge Joint District	4320841	Cambridge Elementary School
433	Midvale District	4330286	Midvale School
451	Victory Charter School Inc.	4510868	Victory Charter School
452	Idaho Virtual Academy Inc.	4520869	Idaho Virtual Academy
452	Idaho Virtual Academy Inc.	4521302	Insight School of Idaho
453	Idaho Virtual High School Inc.	4530870	Richard Mckenna Charter School - Online
453	Idaho Virtual High School Inc.	4530871	Richard Mckenna Charter School - Online Alternative
453	Idaho Virtual High School Inc.	4531387	Richard Mckenna Charter School - Montessori
453	Idaho Virtual High School Inc.	4531399	Richard Mckenna Charter School - Onsite
454	Rolling Hills Public Charter School Inc.	4540574	Rolling Hills Public Charter School
455	Compass Public Charter School Inc.	4550575	Compass Public Charter School
456	Falcon Ridge Public Charter School Inc.	4560576	Falcon Ridge Public Charter School
457	Inspire Academics Inc.	4570578	Inspire Virtual Charter School
457	Inspire Academics Inc.	4571430	Empower Connections Academy

District Code	District Name	School Code	School Name
458	Liberty Charter School Inc.	4580587	Liberty Charter School
460	The Academy Inc.	4600641	Connor Academy
461	Taylor's Crossing Public Charter School Inc.	4610642	Taylor's Crossing Public Charter School
462	Xavier Charter School Inc.	4622512	Xavier Charter School
463	Vision Charter School Inc.	4630888	Vision Charter School
464	White Pine Charter School Inc.	4642514	White Pine Charter School
465	North Valley Academy Inc.	4650653	North Valley Academy
466	iSucceed Virtual High School Inc.	4660654	iSucceed Virtual High School
466	iSucceed Virtual High School Inc.	4661417	iSucceed Academy
468	Idaho Science and Technology Charter School Inc.	4681217	Idaho Science and Technology Charter School
469	Idaho Virtual Education Partners Inc.	4691221	ICON (Idaho Connects Online School)
469	Idaho Virtual Education Partners Inc.	4691303	Idaho Connects Online (Alt)
470	The Kootenai Bridge Academy Inc.	4701232	Kootenai Bridge Academy
472	Palouse Prairie Educational Organization Inc.	4721234	Palouse Prairie Charter School
473	The Village Charter School Inc.	4731339	The Village Charter School
474	Monticello Montessori Charter School Inc.	4741246	Monticello Montessori Charter School
475	The Sage International School Of Boise A Public Charter School Inc.	4751248	Sage International School of Boise
476	Another Choice Virtual Charter School Inc.	4761247	Another Choice Virtual Charter School
477	Blackfoot Charter Community Learning Center Inc.	4771294	Blackfoot Charter Community
478	Legacy Public Charter School Inc.	4781340	Legacy Charter School
479	Heritage Academy Inc.	4791341	Heritage Academy Public Charter School
480	North Idaho Stem Charter Academy Inc.	4801342	North Idaho Stem Charter Academy
481	Heritage Community Charter School Inc.	4811343	Heritage Community Charter School
482	American Heritage Charter School Inc.	4821346	American Heritage Charter School
483	Chief Tahgee Elementary Academy Inc.	4831347	Chief Tahgee Elementary Academy
485	Idaho STEM Academy Inc.	4851364	Bingham Academy
486	Upper Carmen Public Charter School Inc.	4861366	Upper Carmen Public Charter School
487	Sandpoint Charter School Inc.	4871365	Forrest M. Bird Charter School
488	Syringa Mountain School Inc.	4881367	Syringa Mountain Charter School
489	Idaho College and Career Readiness Academy Inc.	4891368	Idaho Technical Career Academy
491	Coeur D'Alene Charter Academy Inc.	4911370	Coeur d'Alene Charter Academy School
492	Anser Of Idaho Inc.	4920819	Anser Charter School
493	North Star Charter School Inc.	4931371	North Star Charter School

District Code	District Name	School Code	School Name
494	The Pocatello Community Charter School Inc.	4940623	Pocatello Community Charter
495	Forrester Academy Inc.	4951385	Alturas International Academy
496	Gem Prep: Pocatello Inc.	4961376	Gem Prep - Pocatello
497	Pathways in Education - Nampa Inc.	4971398	Pathways in Education Nampa
498	GEM Prep: Meridian Inc.	4981409	Gem Prep: Meridian
499	Future Public School Inc.	4991410	Future Public School
508	Hayden Canyon Charter School, Inc.	5081411	Hayden Canyon Charter School
511	Peace Valley Charter School Inc.	5111412	Peace Valley Charter School
513	Project Impact STEM Academy Inc. District	5131413	Project Impact STEM Academy
523	Elevate Academy Inc.	5231420	Elevate Academy Inc
528	Forge International LLC	5281422	Forge International School
531	Fern-Waters Public Charter School Inc.	5311423	Fern-Waters Public Charter School
532	Treasure Valley Classical Academy Inc.	5321424	Treasure Valley Classical Academy
534	Gem Prep Online LLC	5341426	Gem Prep: Online
540	Island Park Charter School, Inc.	5401435	Island Park Charter School
544	Mosaics Public School, Inc.	5441436	Mosaics Public School
550	Doral Academy Of Idaho Inc.	5501443	Doral Academy of Idaho
553	Pinecrest Academy Of Idaho Inc.	5531444	Pinecrest Academy Of Idaho
555	Canyon-Owyhee School Service Agency (COSSA)	5551291	COSSA Academy
559	Thomas Jefferson Charter School Inc.	5590559	Thomas Jefferson Charter School
768	Meridian Technical Charter High School Inc.	7680257	Meridian Technical Charter High School
785	Meridian Medical Arts Charter High School Inc.	7850547	Meridian Medical Arts Charter High School
795	Idaho Arts Charter School Inc.	7950577	Idaho Arts Charter School
796	Gem Prep: Nampa Inc.	7961386	Gem Prep: Nampa
813	Moscow Charter School Inc.	8130813	Moscow Charter School