

Technical Brief: 2018-19 Student Engagement Survey

Introduction

This report provides a technical overview of Idaho's 2018-19 statewide administration of the Cognia™ Student Engagement Survey (SES) to elementary, middle, and high school students, which was conducted from February 1st through March 15th, 2019.

The SES collects feedback directly from students about their learning experiences. Survey results provide a useful summary of the insights learned from student responses and provide schools and districts with the opportunity to understand student engagement in greater detail. These insights enable schools, districts, and states to engage in more collaborative conversations with institution stakeholders to better respond to the needs of their students.

Data from completed surveys are reported at the school, district, and state level and results are categorized by type and level of engagement. The school receives data on the percentages of Committed, Compliant, and Disengaged students for each of the three engagement domains (Behavioral, Cognitive, and Emotional) based on completed responses.

At the state level, data is reported annually as an indicator of school quality as part of the state's accountability system under the Every Student Succeeds Act (ESSA). This "Student Engagement" indicator accounts for 10% toward the identification of K-8 schools for comprehensive support and improvement. High school survey results are used solely for reporting purposes .

Instrument Overview

There are generally four ways to measure student engagement: self-report surveys, teacher reporting, interviews and observations. Of these four, surveys and observations are the most widely used and reliable. The SES is based on extensive research and collects direct feedback from students regarding their level and type of engagement in the learning process while assessing how much they enjoy school on a variety of practical and actionable levels.

Each of the SES items are designed specifically to measure student engagement in the following three domains of engagement: Behavioral, Cognitive and Emotional. Behavioral engagement refers to a student's efforts in the classroom (e.g., attendance, participation); Cognitive engagement examines a student's investment in learning; and Emotional engagement measures a student's emotions or feelings about the classroom and school, in general (i.e., connectedness with school).

Response options for all items across the three domains are first categorized according to three engagement types: Committed, Compliant, and Disengaged. Additionally, each engagement type consists of two distinct levels: Levels in the Committed type are Invested and Immersed; the Compliant types are Strategic and Ritual; and the Disengaged type levels are Retreatism and Rebellion. Individual student engagement is categorized within each domain based on the most frequent engagement type. For example, a student who answers three or more questions with Committed values within the Behavioral domain would be categorized as Committed for that domain. The relationship between engagement type and engagement level is presented in Table 1.



The SES measures student engagement in elementary (grades 3-5), middle (grades 6-8), and high school (grades 9-12) through students' responses to 20 items about their learning experiences described above. A version of the survey was created for each of the three grade spans with age-appropriate item text.

Table 1. Student Engagement Domain Type and Level Descriptions

Engagement Types		Engagement Levels	
Committed	Student finds personal meaning and value in tasks	Invested	<i>Student leader, exceeds expectations, and invests time in improvement</i>
		Immersed	<i>Performs constantly at high level, and possesses deep conceptual understanding</i>
Compliant	Meets expectations, follows rules, actively avoids consequences	Strategic	<i>Allocates necessary energy and resources and is reward driven</i>
		Ritual	<i>Minimal attention, easily distracted</i>
Disengaged	Unmotivated, low participation, actively avoids completing tasks	Retreatism	<i>Not attentive to work, distracts others, conceals lack of involvement</i>
		Rebellion	<i>Refusal to comply with requirements, actively rejects tasks</i>

Participation

Results described in this report are based on responses from 212,031 students in grades 3–12 from 711 schools in 170 public school districts. The number of responses reflects completed SES responses and not necessarily the population of students, schools, or districts in the state. Participating districts and schools are listed in Appendix C.

Student responses were approximately evenly distributed across each grade within grade spans¹. Table 2 displays the number of students, by survey version, who submitted complete responses.

Table 2. Number of Completed Surveys by Version and Grade

SES Survey Version	Number	Percentage
Elementary School (Grades 3-5)	67,836	32%
Middle School (Grades 6-8)	67,965	32%
High School (Grades 9-12)	76,230	36%

¹ Further demographic descriptions are unavailable for the 2018-19 administration as rostering of participating students was not implemented until the 2019-20 administration.

Item Analysis

Across all three versions of the SES—elementary, middle, and high school—the survey consists of items categorized and organized into the three domains of engagement: Behavioral (questions 1–6), Cognitive (questions 7–13), and Emotional (questions 14–20). Each item response is scored on a six-point scale (0–5). Point values correspond to the six engagement levels described previously.

Tables A1 to A3 in Appendix A provide item statistics according to grade-span including means (average response to an item), standard deviations (dispersion of scores; how “spread out” are scores for that item), and item correlations (relationship between item score and total domain scores). Item text for each version of the survey can be found in Appendix B. Note that “Q” followed by a number indicates question number.

Notable Findings

Elementary school version:

- Item averages were the highest for Q16 (4.04) and Q18 (3.81) while Q14 (1.83) and Q17 (2.29) had the lowest means, indicating the lower-scoring options were more frequently selected.
- The majority of survey items (16 out of 20) were moderately to strongly correlated ($r > 0.4$ to 0.6) with the domain total score (e.g., the Behavioral domain total score is the sum of Q1 through Q6).

Middle school version:

- Item averages were highest for items Q4 (3.35) and Q11 (3.32); the lowest averages were observed for items Q15 (1.19) and Q17 (1.76).
- All survey items (20 out of 20) were moderately to strongly correlated to the total domain score.

High school version:

- Students generally rated Q9 (3.66) and Q11 (3.53) the highest and Q15 (1.71) and Q17 (1.64) the lowest.
- All 20 items were moderately or strongly correlated to the total domain score.

Across grade-span versions of the SES:

- The average for Q17 was the lowest-rated item for all students (“What do you like most about your school?”).
- The item averages for middle and high school students were the same (2.78) but represent a decline from elementary school (3.12).
- The Emotional domain had the lowest overall item averages across all three grade spans. The Behavioral domain demonstrated the highest item averages in elementary and high school while Cognitive domain item averages were the highest-rated in middle school.

Item Response Distribution

This section describes the distribution of SES item response scores across the three grade span versions, elementary, middle, and high school.

Elementary school version:

- The largest proportion of Committed responses were observed for Q16 (85.0%) and Q9 (76.4%).
- The two items with the largest proportion of Disengaged were Q14 (45.1%) and Q17 (43.6%).

Middle school version:

- The largest proportion of Committed responses were observed for Q2 (77.8%) and Q9 (76.7%).
- The largest proportion of Disengaged responses were Q15 (45.4%) and Q17 (67.6%).



High school version:

- The top two Committed items were Q4 (61.2%) and Q8 (58.4%).
- Similar to middle school students' versions, Q15 (57.6%) and Q17 (57.8%) received the largest proportion of Disengaged responses.

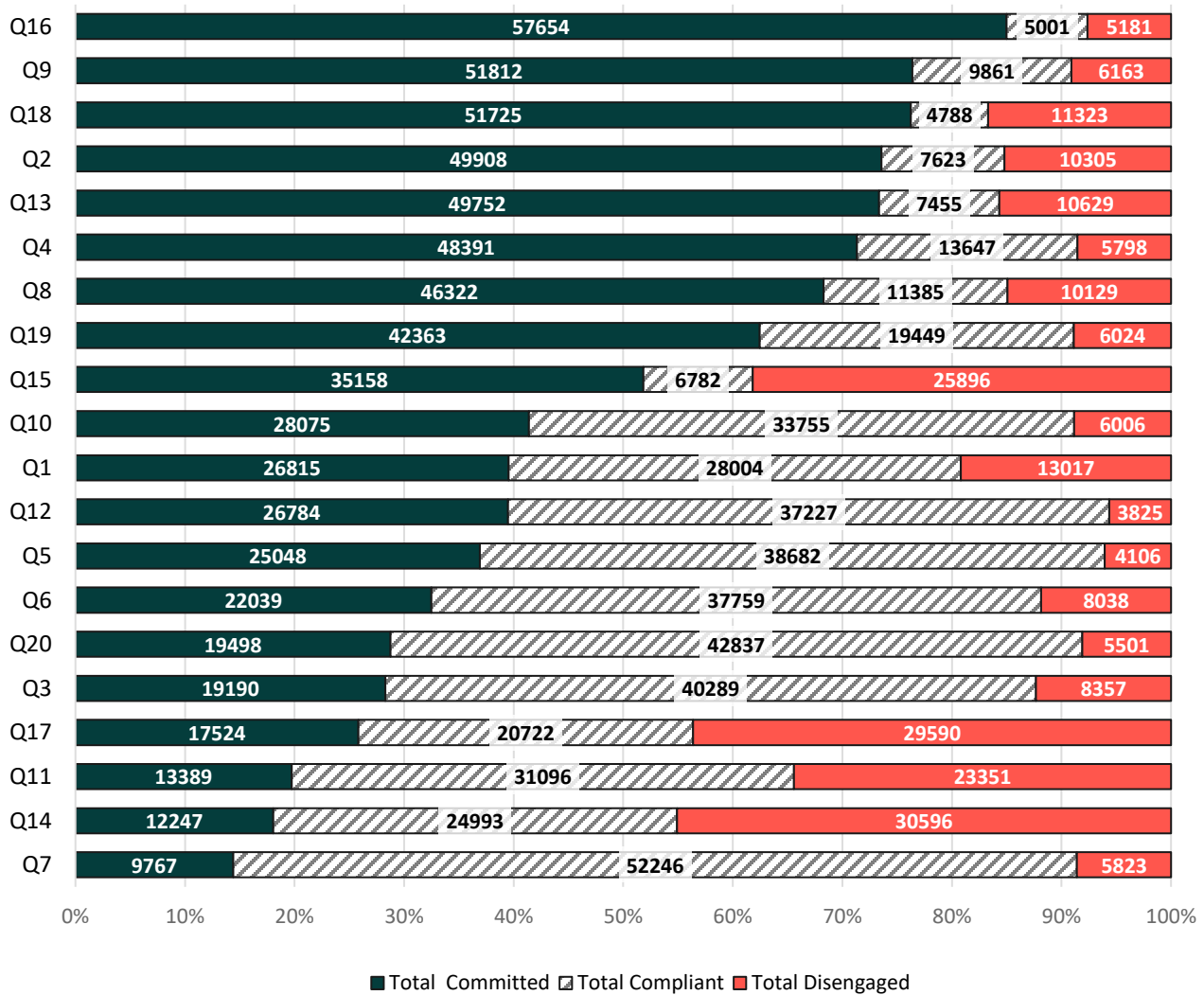
Overall:

- Students selected the full range of available responses across the versions, with respondents selecting the option associated with the middle engagement type (Compliant) or above for most items.
- Q16 was among the top five highest-scoring items (scored as Committed) for elementary (85.0%), middle (57.1%), and high school (52.5%) versions of the survey. This item captures students' feelings towards their teachers.
- Q9 was the second-highest scoring item for elementary (76.4%) and middle (76.7%) school students. This item queries how information students learn in class is used.
- Q17 has the highest frequency of Disengaged scores across grade spans (43.6%, 67.6%, and 57.8%, respectively). This item reflects students' general attitude towards school.

Figures 1–3 display the number of student responses within each engagement type (Committed, Compliant, Disengaged). Data are sorted by frequency of “Total Committed” in descending order. For more information on item response percentages by engagement type, see Tables A4 to A6 in Appendix A.

Figure 1. Elementary School Response Frequencies, by Engagement Type

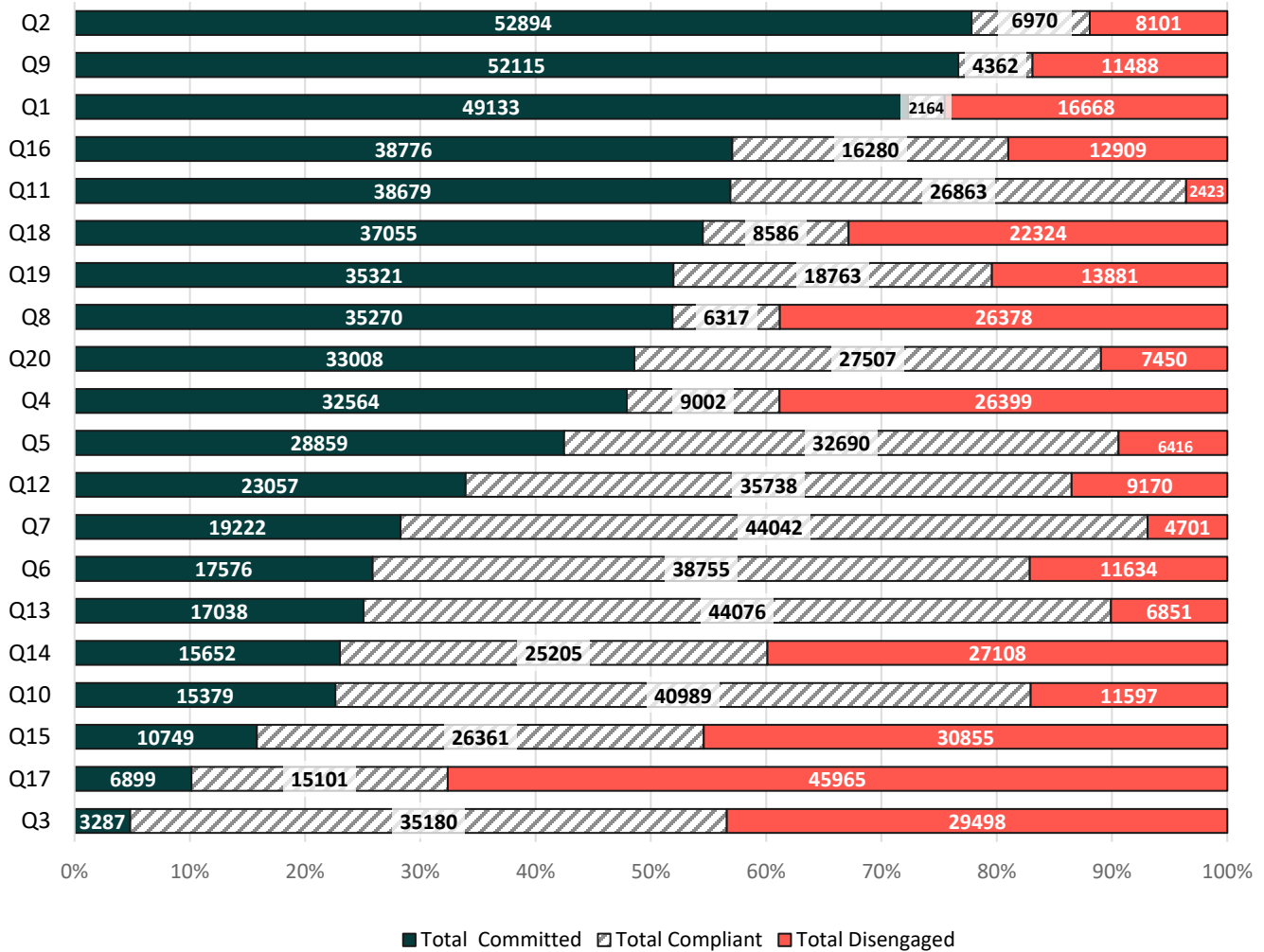
Elementary School Student Engagement Survey



Note: Full item text available in Appendix B

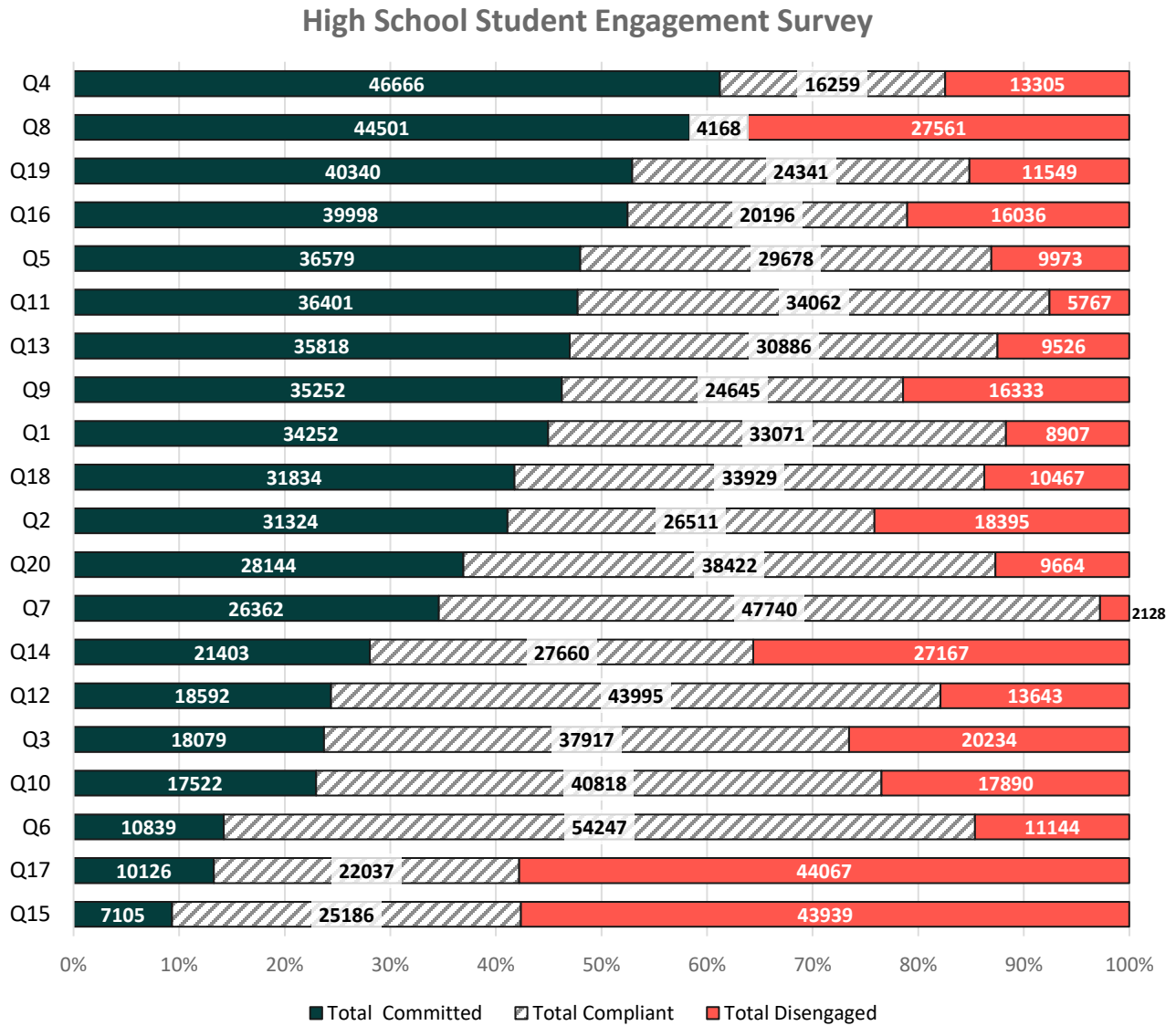
Figure 2. Middle School Response Frequencies, by Engagement Type

Middle School Student Engagement Survey



Note: Full item text available in Appendix B

Figure 3. High School Response Frequencies, by Engagement Type



Note: Full item text available in Appendix B

Domain Classification

Individual students' engagement is classified according to the modal item response within each domain. Specifically, the most frequently occurring engagement type (Disengaged, Compliant, or Committed) within each of the Behavioral, Cognitive, and Emotional domains is used to assign a domain engagement type for each student.

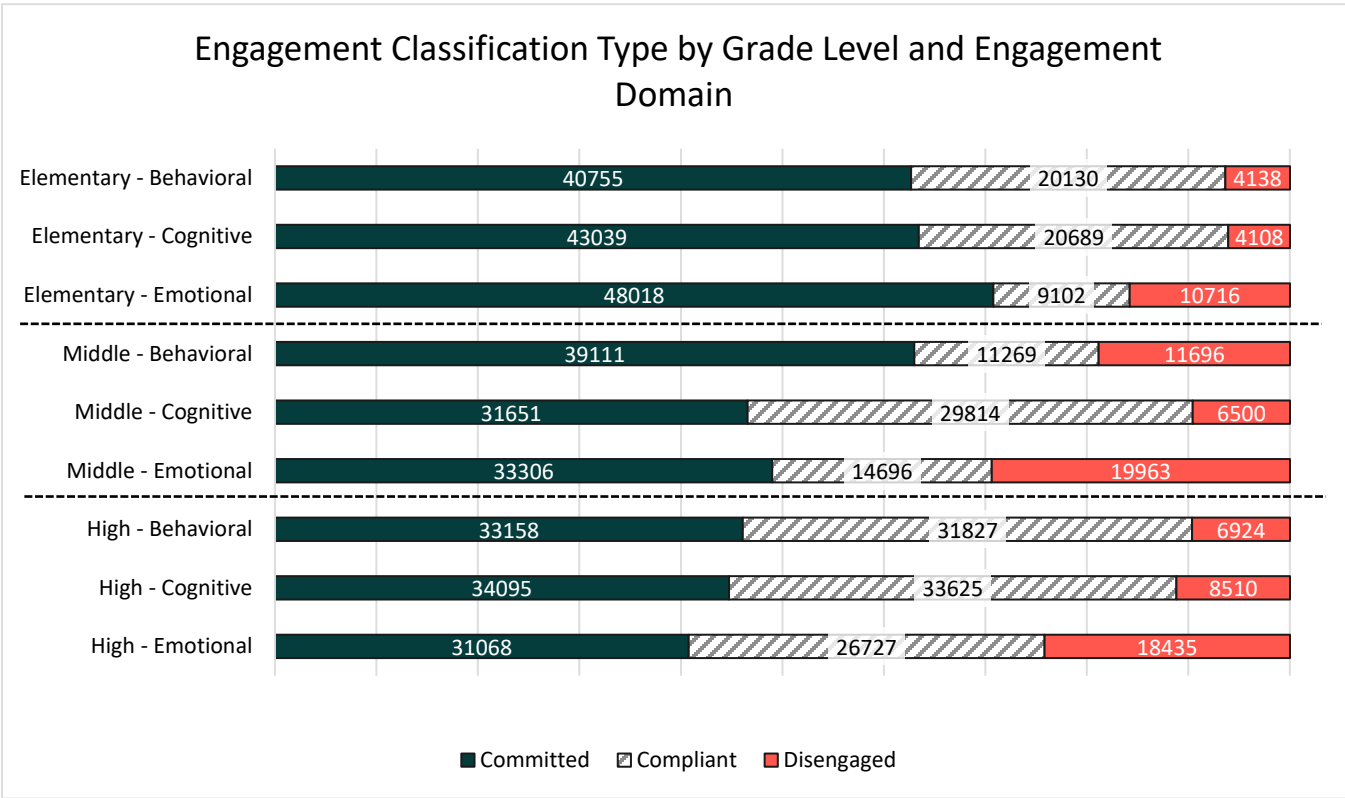
Data from students' completed surveys are reported by grade spans and domain as percentages by engagement type: Committed, Compliant, and Disengaged. The reported percentages are calculated as the number of respondents in each domain's type of engagement divided by the total number of respondents who completed the survey.

Notable findings include:

- Elementary students had high percentages of Committed responses for Behavioral (62.7%), Cognitive (63.4%), and Emotional (70.8%) domains. Less than 10% of students reported Disengaged responses for Cognitive (6.1%) and Behavioral (6.4%) domains.
- Middle school students' highest percentage of Committed responses were in the Behavioral domain (63.0%) while student responses were nearly split in the Cognitive domain between Committed (46.6%) and Compliant (43.9%).
- High school student responses were nearly evenly split between Committed and Compliant for the Behavioral (46.1%, 44.3%) and Cognitive (44.7%, 44.1%) domains, respectively.

Figure 4 depicts how student engagement responses are broken out by grade-span and domains.

Figure 4. Engagement Classification Type by Grade Span and Engagement Domains



Reliability and Validity Evidence

Internal Consistency Reliability

Survey responses were used to investigate evidence for the internal consistency reliability across the three grade-span versions of the survey. Reliability was calculated according to Cronbach's Alpha (α) and McDonald's omega (ω)². All three versions demonstrate Alpha values of 0.73 and higher, and omega values of 0.89 and higher (see Table 4). These values provide evidence that the SES demonstrates sufficient reliability to make decisions about groups of students³.

Table 4. Convergent and Discriminant Validity of Domains, by Grade Span

Grade Span	Domain	Behavioral	Cognitive	Emotional
Elementary School ($\omega = 0.89$, $\alpha = 0.73$)	Behavioral	0.732		
	Cognitive	0.429	0.817	
	Emotional	0.457	0.558	0.870
Middle School ($\omega = 0.92$, $\alpha = 0.82$)	Behavioral	0.822		
	Cognitive	0.629	0.891	
	Emotional	0.565	0.657	0.873
High School ($\omega = 0.92$, $\alpha = 0.81$)	Behavioral	0.804		
	Cognitive	0.587	0.892	
	Emotional	0.554	0.656	0.869

Validity Evidence

Validity evidence for the measurement of Behavioral, Cognitive, and Emotional domains of engagement on the SES is also presented in Table 4, as correlations between domains, within each of the grade-span versions. Specifically, correlations of responses across domains are presented in the off-diagonal cells and represent discriminant validity evidence (indicating the degree to which domains are separate and distinct from one another) while convergent validity evidence is presented in the cells along the diagonal as reliability (i.e., omega; indicating the consistency of measurement within the domain).

Generally, within-domain reliabilities range from 0.60-0.79 and the across-domain correlations range from 0.42 to 0.66. Further, the within-domain reliabilities are higher than the across-domain correlations within each domain. These results indicate that the SES consistently measures student engagement within each of the three domains, which are related to each other, but demonstrates sufficient independence as to be considered separate traits or constructs.

² Though Cronbach's Alpha is widely used and understood as a measure of reliability, McDonald's omega is a distinct reliability coefficient with the advantage of considering the strength of association between items, leading to a stronger measurement of the scale's internal consistency.

³ Salvia, J., & Ysseldyke, J. E. (2004). *Assessment in special and inclusive education* (9th ed.). Boston: Houghton Mifflin.

Confirmatory Factor Analysis

Additional validity evidence for Cognia’s SES is demonstrated using statistical techniques to evaluate the underlying theoretical structure, or latent factor model. The relationship among items, domains (Behavioral, Cognitive, and Emotional), and overall engagement for each grade-span version can be represented according to two latent factor models. The *Unidimensional Model* conceives student performance on items as simply correlated to general engagement; the *First-Order Model* suggests that student performance on each item is correlated with a specific domain and those domains are correlated with each other.

Confirmatory Factor Analysis (CFA) is the statistical technique used to evaluate which of the unidimensional or first-order models fits the data best and to confirm that the target model fits the data well. Model comparison is conducted according to a Likelihood-Ratio Test, with significant differences indicating that the more complex (i.e., first-order) model fits best; model evaluation is conducted by comparing standard model fit statistics (*RMSEA* and χ^2/df) against critical values in an empirical sampling distribution that was generated according to a bootstrap resampling procedure (replications = 100; $\alpha = 0.05$).

Model evaluation found that *RMSEA* and χ^2/df values did not exceed the empirically determined significance values; therefore, the models all fit the data sufficiently well to enable further comparison and interpretation⁴. Model comparison according to the results of Likelihood-Ratio Tests between the unidimensional models and first-order models found in all instances that first-order models fit significantly better than the unidimensional models. Together, these results provide evidence supporting measurement and reporting of Cognia’s Student Engagement Survey results according to the Behavioral, Cognitive, and Emotional domains.

Model evaluation and comparison results are summarized by version in Table 5.

Table 5. Confirmatory Factor Analysis Model Summary, by Grade Span

Grade-Span	Model	N	df	RMSEA	χ^2/df	Notes
Elementary School	Uni	67,836	170	0.024	38.86	
	First	67,836	167	0.023	32.83	*
Middle School	Uni	67,965	170	0.027	52.11	
	First	67,965	167	0.026	46.96	*
High School	Uni	76,230	170	0.027	58.07	
	First	76,230	167	0.027	57.48	*

* Preferred model based on LRT results

For Additional Information

Please contact Cognia’s Research & Analytics group at research_analytics@cognia.com with additional questions about this study. You may also directly contact the authors:

Tyler Blouin, Associate Research Analyst: tyler.blouin@cognia.org

Matthew Gushta, Ph.D., Director, Research & Analytics: matthew.gushta@cognia.org

⁴ Kline, R. B. (2013). *Beyond significance testing: Statistics reform in the behavioral sciences, 2nd Edition*. Washington, DC: American Psychological Association.

Appendix A

Item Descriptive Statistics

Table A1. Elementary School Item Descriptive Statistics

Elementary School (n = 67,836)							
	Mean	SD	Min	Max	Corr w/ Behavioral Total	Corr w/ Cognitive Total	Corr w/ Emotional Total
Q1	3.20	1.35	0	5	0.562		
Q2	3.34	1.31	0	5	0.547		
Q3	2.85	1.46	0	5	0.390		
Q4	3.78	1.52	0	5	0.448		
Q5	3.01	1.14	1	5	0.439		
Q6	3.03	1.55	0	5	0.522		
Q7	2.81	1.09	0	5		0.313	
Q8	3.51	1.56	0	5		0.611	
Q9	3.78	1.21	0	5		0.618	
Q10	3.40	1.33	1	5		0.528	
Q11	2.57	1.42	1	5		0.283	
Q12	3.09	0.97	0	4		0.556	
Q13	3.25	1.43	0	4		0.574	
Q14	1.83	1.59	0	4			0.526
Q15	2.69	1.89	0	5			0.694
Q16	4.04	1.35	0	5			0.542
Q17	2.29	1.35	0	4			0.379
Q18	3.81	1.78	0	5			0.705
Q19	3.47	1.36	0	5			0.582
Q20	2.74	1.07	1	5			0.483

Table A2. Middle School Item Descriptive Statistics

Middle (n = 67,965)							
	Mean	SD	Min	Max	Corr w/ Behavioral Total	Corr w/ Cognitive Total	Corr w/ Emotional Total
Q1	3.30	1.37	0	5	0.673		
Q2	3.47	1.25	0	5	0.501		
Q3	1.81	1.02	0	5	0.468		
Q4	2.64	2.27	0	5	0.531		
Q5	3.12	1.12	1	5	0.510		
Q6	2.93	1.44	0	5	0.579		
Q7	2.90	1.13	0	5		0.531	
Q8	2.76	2.01	0	5		0.742	
Q9	3.66	1.44	0	5		0.690	
Q10	2.66	1.08	1	5		0.568	
Q11	3.53	1.03	1	5		0.507	
Q12	2.90	1.08	0	4		0.679	
Q13	2.49	1.05	0	4		0.656	
Q14	2.13	1.39	0	4			0.600
Q15	1.71	1.41	0	5			0.565
Q16	3.12	1.83	0	5			0.611
Q17	1.64	1.20	0	4			0.306
Q18	2.79	1.82	0	5			0.728
Q19	2.92	1.67	0	5			0.628
Q20	3.11	1.33	1	5			0.496

Table A3. High School Item Descriptive Statistics

High (n = 76,230)							
	Mean	SD	Min	Max	Corr w/ Behavioral Total	Corr w/ Cognitive Total	Corr w/ Emotional Total
Q1	3.26	1.08	0	5	0.620		
Q2	2.62	1.50	0	5	0.603		
Q3	2.70	1.54	0	5	0.511		
Q4	3.35	1.77	0	5	0.556		
Q5	3.08	1.23	1	5	0.466		
Q6	2.80	1.24	0	5	0.435		
Q7	3.25	1.14	0	5		0.514	
Q8	2.97	1.71	0	5		0.720	
Q9	3.13	1.54	0	5		0.700	
Q10	2.52	1.14	1	5		0.569	
Q11	3.32	1.23	1	5		0.493	
Q12	2.65	1.13	0	4		0.668	
Q13	2.90	1.24	0	4		0.592	
Q14	2.13	1.50	0	4			0.541
Q15	1.19	1.40	0	5			0.504
Q16	2.99	1.78	0	5			0.598
Q17	1.76	1.35	0	4			0.502
Q18	2.89	1.58	0	5			0.654
Q19	3.09	1.59	0	5			0.548
Q20	2.92	1.41	1	5			0.514

Survey Response Frequencies by Engagement Type

Table A4. Elementary School Survey Response Frequencies by Engagement Type

Elementary School Response Count and Frequency (n = 67,836)			
	Committed	Compliant	Disengaged
Q1	13017 (19.2%)	28004 (41.3%)	26815 (39.5%)
Q2	10305 (15.2%)	7623 (11.2%)	49908 (73.6%)
Q3	8357 (12.3%)	40289 (59.4%)	19190 (28.3%)
Q4	5798 (8.5%)	13647 (20.1%)	48391 (71.3%)
Q5	4106 (6.1%)	38682 (57.0%)	25048 (36.9%)
Q6	8038 (11.8%)	37759 (55.7%)	22039 (32.5%)
Q7	5823 (8.6%)	52246 (77.0%)	9767 (14.4%)
Q8	10129 (14.9%)	11385 (16.8%)	46322 (68.3%)
Q9	6163 (9.1%)	9861 (14.5%)	51812 (76.4%)
Q10	6006 (8.9%)	33755 (49.8%)	28075 (41.4%)
Q11	23351 (34.4%)	31096 (45.8%)	13389 (19.7%)
Q12	3825 (5.6%)	37227 (54.9%)	26784 (39.5%)
Q13	10629 (15.7%)	7455 (11.0%)	49752 (73.3%)
Q14	30596 (45.1%)	24993 (36.8%)	12247 (18.1%)
Q15	25896 (38.2%)	6782 (10.0%)	35158 (51.8%)
Q16	5181 (7.6%)	5001 (7.4%)	57654 (85.0%)
Q17	29590 (43.6%)	20722 (30.5%)	17524 (25.8%)
Q18	11323 (16.7%)	4788 (7.1%)	51725 (76.3%)
Q19	6024 (8.9%)	19449 (28.7%)	42363 (62.4%)
Q20	5501 (8.1%)	42837 (63.1%)	19498 (28.7%)

Table A5. Middle School Survey Response Frequencies by Engagement Type

Middle School Response Count and Frequency (n = 67,965)			
	Committed	Compliant	Disengaged
Q1	16668 (24.5%)	2164 (3.2%)	49133 (72.3%)
Q2	8101 (11.9%)	6970 (10.3%)	52894 (77.8%)
Q3	29498 (43.4%)	35180 (51.8%)	3287 (4.8%)
Q4	26399 (38.8%)	9002 (13.2%)	32564 (47.9%)
Q5	6416 (9.4%)	32690 (48.1%)	28859 (42.5%)
Q6	11634 (17.1%)	38755 (57.0%)	17576 (25.9%)
Q7	4701 (6.9%)	44042 (64.8%)	19222 (28.3%)
Q8	26378 (38.8%)	6317 (9.3%)	35270 (51.9%)
Q9	11488 (16.9%)	4362 (6.4%)	52115 (76.7%)
Q10	11597 (17.1%)	40989 (60.3%)	15379 (22.6%)
Q11	2423 (3.6%)	26863 (39.5%)	38679 (56.9%)
Q12	9170 (13.5%)	35738 (52.6%)	23057 (33.9%)
Q13	6851 (10.1%)	44076 (64.9%)	17038 (25.1%)
Q14	27108 (39.9%)	25205 (37.1%)	15652 (23.0%)
Q15	30855 (45.4%)	26361 (38.8%)	10749 (15.8%)
Q16	12909 (19.0%)	16280 (24.0%)	38776 (57.1%)
Q17	45965 (67.6%)	15101 (22.2%)	6899 (10.2%)
Q18	22324 (32.8%)	8586 (12.6%)	37055 (54.5%)
Q19	13881 (20.4%)	18763 (27.6%)	35321 (52.0%)
Q20	7450 (11.0%)	27507 (40.5%)	33008 (48.6%)

Table A6. High School Survey Response Frequencies by Engagement Type

	High School Response Count and Frequency (n = 76,230)		
	Committed	Compliant	Disengaged
Q1	8907 (11.7%)	33071 (43.4%)	34252 (44.9%)
Q2	18395 (24.1%)	26511 (34.8%)	31324 (41.1%)
Q3	20234 (26.5%)	37917 (49.7%)	18079 (23.7%)
Q4	13305 (17.5%)	16259 (21.3%)	46666 (61.2%)
Q5	9973 (13.1%)	29678 (38.9%)	36579 (48.0%)
Q6	11144 (14.6%)	54247 (71.2%)	10839 (14.2%)
Q7	2128 (2.8%)	47740 (62.6%)	26362 (34.6%)
Q8	27561 (36.2%)	4168 (5.5%)	44501 (58.4%)
Q9	16333 (21.4%)	24645 (32.3%)	35252 (46.2%)
Q10	17890 (23.5%)	40818 (53.5%)	17522 (23.0%)
Q11	5767 (7.6%)	34062 (44.7%)	36401 (47.8%)
Q12	13643 (17.9%)	43995 (57.7%)	18592 (24.4%)
Q13	9526 (12.5%)	30886 (40.5%)	35818 (47.0%)
Q14	27167 (35.6%)	27660 (36.3%)	21403 (28.1%)
Q15	43939 (57.6%)	25186 (33.0%)	7105 (9.3%)
Q16	16036 (21.0%)	20196 (26.5%)	39998 (52.5%)
Q17	44067 (57.8%)	22037 (28.9%)	10126 (13.3%)
Q18	10467 (13.7%)	33929 (44.5%)	31834 (41.8%)
Q19	11549 (15.2%)	24341 (31.9%)	40340 (52.9%)
Q20	9664 (12.7%)	38422 (50.4%)	28144 (36.9%)

Appendix B: SES Questions

Table B1. Cognia’s Elementary School Student Engagement Survey Item Text

Domain	Position	Elementary School Item Text
Behavioral	01	When I'm in class...
	02	If the classwork is hard to do, I...
	03	Doing the same kind of work every day in class...
	04	Going to an activity after school or at night...
	05	When I use a computer, I...
	06	School rules...
Cognitive	07	As a student...
	08	Choose one you agree with the most.
	09	When do you use what you learn in class?
	10	Before I have a test, I...
	11	When I don't know something, I...
	12	The things I learn in school...
Emotional	13	The activities I do in class...
	14	How do you feel when you say something in front of the class?
	15	At the end of the school day, I feel...
	16	How do you feel about most of your teachers?
	17	What do you like most about your school?
	18	I feel my school work is...
	19	Learning goals...
	20	What makes you feel good as a student?

Table B2. Cognia’s Middle School Student Engagement Survey Item Text

Domain	Position	Middle School Item Text
Behavioral	01	When I'm in class...
	02	If the classwork is hard to do, I...
	03	Doing the same type of activity every day...
	04	Participating in before or after school clubs is...
	05	When I use technology to learn, I...
	06	The rules at my school...
Cognitive	07	Which response best describes how you see yourself as a student?
	08	Which statement do you agree with the most?
	09	How do you use the information you learn in class?
	10	How do you study for a test?
	11	When I don't understand something...
	12	My classes are teaching me skills that...
	13	The activities I do in class...
Emotional	14	How do you feel when you say something in front of the class?
	15	Which response best describes how you feel at the end of the school day?
	16	Which of the following statements best describes your relationship with your teachers?
	17	What do you enjoy most about your school?
	18	When I think about my school work...
	19	Having personal learning goals...
	20	Success to me is...

Table B3. Cognia’s High School Student Engagement Survey Item Text

Domain	Position	High School Item Text
Behavioral	01	When I'm in class...
	02	Challenging learning activities make me...
	03	When teachers change their method of instruction...
	04	Participating in extracurricular activities is...
	05	The use of technology...
	06	School rules...
Cognitive	07	Which response best describes how you see yourself as a student?
	08	Which statement do you agree with the most?
	09	In what ways do you use the information you learn in class?
	10	The way I prepare for a test is by...
	11	When I struggle with a lesson...
	12	The skills I am learning in class...
	13	Classroom activities...
Emotional	14	How do you feel when you are voicing your opinion in class?
	15	Which response best describes how you feel at the end of the school day?
	16	Which of the following statements best describes your relationship with most of your teachers?
	17	What do you enjoy most about your school?
	18	When thinking about my school work...
	19	Developing personal learning goals...
	20	School success to me is...

Appendix C: Participating Districts and Schools

Table C1. Idaho Districts and Schools that Participated in 2019 Cogna Student Engagement Survey

District Code	District Name	School Code	School Name
000	Idaho State Department of Education (ISDOE)	0000139	Vallivue School District
000	Idaho State Department of Education (ISDOE)	0000201	Preston School District #201
000	Idaho State Department of Education (ISDOE)	0000021	Marsh Valley Joint District
000	Idaho State Department of Education (ISDOE)	0000215	Fremont County Joint District
000	Idaho State Department of Education (ISDOE)	0000025	Pocatello/Chubbuck District #25
000	Idaho State Department of Education (ISDOE)	0000271	Coeur D Alene District
000	Idaho State Department of Education (ISDOE)	0000288	Whitepine Jt School District
000	Idaho State Department of Education (ISDOE)	0000321	Madison School District #321
000	Idaho State Department of Education (ISDOE)	0000391	Kellogg Joint District
000	Idaho State Department of Education (ISDOE)	0000401	Teton County District
000	Idaho State Department of Education (ISDOE)	0000421	McCall-Donnelly School District
000	Idaho State Department of Education (ISDOE)	0000044	Plummer-Worley Joint District
000	K12, Inc.	4520869	Idaho Virtual Academy
000	Idaho State Department of Education (ISDOE)	0000468	Idaho Science and Technology Charter School
000	Idaho State Department of Education (ISDOE)	0000055	Blackfoot District
000	Idaho State Department of Education (ISDOE)	0000060	Shelley Joint District
000	Idaho State Department of Education (ISDOE)	0000091	Idaho Falls School District 91
000	Idaho State Department of Education (ISDOE)	0000093	Bonneville Joint District
001	Boise Independent District	0010002	Fairmont Junior High School
001	Boise Independent District	0010003	Hillside Junior High School
001	Boise Independent District	0010004	North Junior High School
001	Boise Independent District	0010005	South Junior High School
001	Boise Independent District	0010007	Boise High School
001	Boise Independent District	0010008	Borah High School
001	Boise Independent District	0010009	Capital High School
001	Boise Independent District	0010206	Les Bois Jr. High
001	Boise Independent District	0010242	Riverglen Junior High
001	Boise Independent District	0010243	Timberline High School
001	Boise Independent District	0010287	Trail Wind Elementary
001	Boise Independent District	0010288	Shadow Hills Elementary
001	Boise Independent District	0010300	Amity Elementary School
001	Boise Independent District	0010301	Maple Grove Elementary School
001	Boise Independent District	0010302	Highlands Elementary School
001	Boise Independent District	0010303	Garfield Elementary School
001	Boise Independent District	0010305	Washington Elementary School

District Code	District Name	School Code	School Name
001	Boise Independent District	0010306	Whitney Elementary School
001	Boise Independent District	0010307	Hillcrest Elementary School
001	Boise Independent District	0010308	Hawthorne Elementary School
001	Boise Independent District	0010309	Roosevelt Elementary School
001	Boise Independent District	0010310	Pierce Park Elementary School
001	Boise Independent District	0010313	Owyhee Elementary School
001	Boise Independent District	0010315	Adams Elementary School
001	Boise Independent District	0010316	Liberty Elementary School
001	Boise Independent District	0010317	Jefferson Elementary School
001	Boise Independent District	0010319	Lowell Elementary School
001	Boise Independent District	0010320	Valley View Elementary School
001	Boise Independent District	0010321	Taft Elementary School
001	Boise Independent District	0010322	Mountain View Elementary School
001	Boise Independent District	0010323	Longfellow Elementary School
001	Boise Independent District	0010324	Monroe Elementary School
001	Boise Independent District	0010325	Koelsch Elementary School
001	Boise Independent District	0010326	Collister Elementary School
001	Boise Independent District	0010327	Whittier Elementary School
001	Boise Independent District	0010509	Riverside Elementary School
001	Boise Independent District	0010510	Horizon Elementary School
001	Boise Independent District	0010563	Dehryl A Dennis Prof-Tech Center
001	Boise Independent District	0010573	Treasure Valley Math/Science
001	Boise Independent District	0010665	Cynthia Mann Elementary School
001	Boise Independent District	0010666	White Pine Elementary School
001	Boise Independent District	0010673	Morley Nelson Elementary
001	Boise Independent District	0010674	Grace Jordan Elementary
001	Boise Independent District	0010675	Frank Church High School
001	Boise Independent District	0010676	West Junior High School
001	Boise Independent District	0010677	East Junior High School
001	Boise Independent District	0010679	Hidden Springs Elementary School
002	Joint School District No. 2	0020010	Lowell Scott Middle School
002	Joint School District No. 2	0020011	Meridian Middle School
002	Joint School District No. 2	0020012	Meridian Senior High School
002	Joint School District No. 2	0020015	Centennial High School
002	Joint School District No. 2	0020106	Eagle Middle School
002	Joint School District No. 2	0020112	Eagle High School
002	Joint School District No. 2	0020207	Lake Hazel Middle School
002	Joint School District No. 2	0020235	Lewis & Clark Middle School
002	Joint School District No. 2	0020239	Peregrine Elementary School
002	Joint School District No. 2	0020240	River Valley Elementary School
002	Joint School District No. 2	0020283	Pepper Ridge Elementary
002	Joint School District No. 2	0020284	Sawtooth Middle School
002	Joint School District No. 2	0020296	Hunter Elementary School
002	Joint School District No. 2	0020328	Frontier Elementary School

District Code	District Name	School Code	School Name
002	Joint School District No. 2	0020329	Chief Joseph School Of The Arts
002	Joint School District No. 2	0020330	Silver Sage Elementary School
002	Joint School District No. 2	0020331	Lake Hazel Elementary School
002	Joint School District No. 2	0020332	Eagle Elementary School Of The Arts
002	Joint School District No. 2	0020333	Summerwind School Of Math And Science
002	Joint School District No. 2	0020334	Star Elementary School
002	Joint School District No. 2	0020335	Ustick Elementary School
002	Joint School District No. 2	0020336	Meridian Elementary School
002	Joint School District No. 2	0020337	Gateway School Of Language & Culture
002	Joint School District No. 2	0020338	Christine Donnell School Of The Arts
002	Joint School District No. 2	0020339	Barbara Morgan S.T.E.M. Academy
002	Joint School District No. 2	0020340	Eagle Hills Elementary School
002	Joint School District No. 2	0020341	Mary Mcpherson Elementary
002	Joint School District No. 2	0020343	Joplin Elementary School
002	Joint School District No. 2	0020504	Ponderosa Elementary School
002	Joint School District No. 2	0020507	Pioneer School Of The Arts
002	Joint School District No. 2	0020521	Discovery Elementary School
002	Joint School District No. 2	0020523	Cecil D Andrus Elementary
002	Joint School District No. 2	0020524	Chaparral Elementary
002	Joint School District No. 2	0020525	Eliza Hart Spalding Stem Academy
002	Joint School District No. 2	0020526	Seven Oaks Elementary
002	Joint School District No. 2	0020545	Mountain View High School
002	Joint School District No. 2	0020592	Desert Sage Elementary School
002	Joint School District No. 2	0020593	Prospect Elementary School
002	Joint School District No. 2	0020594	Pathways Middle School
002	Joint School District No. 2	0020597	Central Academy High School
002	Joint School District No. 2	0020898	Rocky Mountain High School
002	Joint School District No. 2	0020899	Siena Elementary
002	Joint School District No. 2	0020982	Eagle Academy High School
002	Joint School District No. 2	0021145	Crossroads Middle School
002	Joint School District No. 2	0021228	Meridian Academy High School
002	Joint School District No. 2	0021235	Renaissance High School
002	Joint School District No. 2	0021290	Paramount Elementary School
002	Joint School District No. 2	0021297	Rebound School of Opportunity
002	Joint School District No. 2	0021356	Willow Creek Elementary School
002	Joint School District No. 2	0021375	Idaho Fine Arts Academy
002	Joint School District No. 2	0021383	Hillsdale Elementary
002	Joint School District No. 2	0021384	Victory Middle School
002	Joint School District No. 2	0021406	Star Middle School
002	Joint School District No. 2	0022511	Galileo STEM Academy
002	Joint School District No. 2	0022513	Heritage Middle School
003	Kuna Joint District	0030013	Kuna Middle School

District Code	District Name	School Code	School Name
003	Kuna Joint District	0030014	Kuna High School
003	Kuna Joint District	0030345	Hubbard Elementary School
003	Kuna Joint District	0030595	Reed Elementary School
003	Kuna Joint District	0030596	Indian Creek Elementary
003	Kuna Joint District	0030635	Ross Elementary School
003	Kuna Joint District	0030850	Fremont Middle School
003	Kuna Joint District	0030887	Crimson Point Elementary School
003	Kuna Joint District	0031115	Initial Point High School
003	Kuna Joint District	0031308	Silver Trail Elementary School
011	Meadows Valley District	0110342	Meadows Valley School
013	Council District	0130017	Council Jr/Sr High School
013	Council District	0130348	Council Elementary School
021	Marsh Valley Joint District	0210018	Marsh Valley Middle School
021	Marsh Valley Joint District	0210019	Marsh Valley High School
021	Marsh Valley Joint District	0210349	Lava Elementary
021	Marsh Valley Joint District	0210350	Downey Elementary School
021	Marsh Valley Joint District	0210351	Inkom Elementary School
021	Marsh Valley Joint District	0210352	Mountain View Elementary School
025	Pocatello/Chubbuck District #25	0250020	Franklin Middle School
025	Pocatello/Chubbuck District #25	0250021	Hawthorne Middle School
025	Pocatello/Chubbuck District #25	0250022	Irving Middle School
025	Pocatello/Chubbuck District #25	0250023	Alameda Middle School
025	Pocatello/Chubbuck District #25	0250024	Pocatello High School
025	Pocatello/Chubbuck District #25	0250025	Highland Senior High School
025	Pocatello/Chubbuck District #25	0250353	Edahow Elementary School
025	Pocatello/Chubbuck District #25	0250354	Greenacres Elementary School
025	Pocatello/Chubbuck District #25	0250355	Indian Hills Elementary School
025	Pocatello/Chubbuck District #25	0250356	Chubbuck Elementary School
025	Pocatello/Chubbuck District #25	0250357	Gate City Elementary School
025	Pocatello/Chubbuck District #25	0250358	Rulon M Ellis Elementary School
025	Pocatello/Chubbuck District #25	0250359	Washington Elementary School
025	Pocatello/Chubbuck District #25	0250360	Tyhee Elementary School
025	Pocatello/Chubbuck District #25	0250361	Syringa Elementary School
025	Pocatello/Chubbuck District #25	0250362	Claude A Wilcox Elementary School
025	Pocatello/Chubbuck District #25	0250365	Jefferson Elementary School
025	Pocatello/Chubbuck District #25	0250366	Tendoy Elementary School
025	Pocatello/Chubbuck District #25	0250368	Lewis & Clark Elementary School
025	Pocatello/Chubbuck District #25	0250956	Century High School
025	Pocatello/Chubbuck District #25	0251002	Kinport Middle School
025	Pocatello/Chubbuck District #25	0251141	New Horizon High School
033	Bear Lake County District	0330026	Bear Lake Middle School
033	Bear Lake County District	0330027	Bear Lake High School
033	Bear Lake County District	0330370	A J Winters Elementary School
033	Bear Lake County District	0330371	Georgetown Elementary School

District Code	District Name	School Code	School Name
033	Bear Lake County District	0330372	Paris Elementary School
041	St Maries Joint District	0410028	St. Maries Middle School
041	St Maries Joint District	0410254	Heyburn Elementary School
041	St Maries Joint District	0410374	UpRiver Elementary School
041	St Maries Joint District	0411138	St Maries Community Education Alternative
044	Plummer-Worley Joint District	0440030	Lakeside High School
044	Plummer-Worley Joint District	0440128	Lakeside Jr High School
044	Plummer-Worley Joint District	0440752	Lakeside Elementary School
052	Snake River District	0520031	Snake River Junior High School
052	Snake River District	0520032	Snake River High School
052	Snake River District	0520376	Riverside Elementary School
052	Snake River District	0520378	Rockford Elementary School
052	Snake River District	0520380	Snake River Middle School
055	Blackfoot District	0550033	Mountain View Middle School
055	Blackfoot District	0550034	Blackfoot High School
055	Blackfoot District	0550381	Blackfoot Heritage Sixth Grade
055	Blackfoot District	0550382	Donald D Stalker Elementary
055	Blackfoot District	0550384	Ridge Crest Elementary School
055	Blackfoot District	0550385	Wapello Elementary School
055	Blackfoot District	0550386	Groveland Elementary School
055	Blackfoot District	0550387	Fort Hall Elementary School
055	Blackfoot District	0550388	I T Stoddard Elementary School
055	Blackfoot District	0559006	Independence High School
058	Aberdeen District	0580036	Aberdeen High School
058	Aberdeen District	0580298	Aberdeen Elementary School
058	Aberdeen District	0580299	Aberdeen Middle School
059	Firth District	0590038	Firth High School
059	Firth District	0590155	Firth Middle School
059	Firth District	0590390	A W Johnson Elementary School
060	Shelley Joint District	0600035	Shelley High School
060	Shelley Joint District	0600039	Donald J Hobbs Middle School
060	Shelley Joint District	0600392	Hazel Stuart Elementary School
060	Shelley Joint District	0601251	Riverview Elementary School
061	Blaine County District	0610042	Wood River High School
061	Blaine County District	0610197	Carey School
061	Blaine County District	0610394	Bellevue Elementary School
061	Blaine County District	0610395	Ernest Hemingway STEAM School
061	Blaine County District	0610396	Hailey Elementary School
061	Blaine County District	0610636	Alturas Elementary School
061	Blaine County District	0610984	Wood River Middle School
061	Blaine County District	0611102	Silver Creek High School
071	Garden Valley District	0710274	Garden Valley Public School
072	Basin School District	0720159	Basin Elementary School

District Code	District Name	School Code	School Name
072	Basin School District	0720183	Idaho City Middle/High School
073	Horseshoe Bend School District	0730256	Horseshoe Bend Elementary
073	Horseshoe Bend School District	0730278	Horseshoe Bend Middle/Sr High
083	West Bonner County District	0830044	Priest River Junior/Senior High School
083	West Bonner County District	0830048	Priest River-Lamanna High School
083	West Bonner County District	0830406	Priest Lake Elementary School
083	West Bonner County District	0830407	Priest River Elementary School
083	West Bonner County District	0830411	Idaho Hill Elementary School
084	Lake Pend Oreille District	0840047	Sandpoint Middle School
084	Lake Pend Oreille District	0840049	Clark Fork Junior Senior High School
084	Lake Pend Oreille District	0840202	Sandpoint High School
084	Lake Pend Oreille District	0840293	Kootenai Elementary School
084	Lake Pend Oreille District	0840401	Hope Elementary School
084	Lake Pend Oreille District	0840402	Sagle Elementary School
084	Lake Pend Oreille District	0840403	Farmin Stidwell Elementary School
084	Lake Pend Oreille District	0840405	Southside Elementary School
084	Lake Pend Oreille District	0840408	Washington Elementary School
084	Lake Pend Oreille District	0840410	Northside Elementary School
084	Lake Pend Oreille District	0841045	Lake Pend Oreille High School
084	Lake Pend Oreille District	0841391	Lposd Home School Academy
091	Idaho Falls School District 91	0910050	Eagle Rock Junior High School
091	Idaho Falls School District 91	0910053	Skyline High School
091	Idaho Falls School District 91	0910054	Idaho Falls High School
091	Idaho Falls School District 91	0910199	Taylorview Junior High School
091	Idaho Falls School District 91	0910412	Longfellow Elementary School
091	Idaho Falls School District 91	0910413	Hawthorne Elementary School
091	Idaho Falls School District 91	0910414	Temple View Elementary School
091	Idaho Falls School District 91	0910415	A H Bush Elementary School
091	Idaho Falls School District 91	0910416	Edgemont Gardens Elementary School
091	Idaho Falls School District 91	0910419	Theresa Bunker Elementary School
091	Idaho Falls School District 91	0910420	Ethel Boyes Elementary School
091	Idaho Falls School District 91	0910421	Westside Elementary School
091	Idaho Falls School District 91	0910422	Dora Erickson Elementary School
091	Idaho Falls School District 91	0910423	Linden Park Elementary School
091	Idaho Falls School District 91	0910667	Fox Hollow Elementary School
091	Idaho Falls School District 91	0910668	Sunnyside Elementary School
091	Idaho Falls School District 91	0911048	Emerson Alternative High School
091	Idaho Falls School District 91	0911350	Compass Academy
092	Swan Valley Elementary Dist	0920424	Swan Valley Elementary School
093	Bonneville Joint District	0930055	Sandcreek Middle School
093	Bonneville Joint District	0930056	Bonneville High School
093	Bonneville Joint District	0930200	Hillcrest High School

District Code	District Name	School Code	School Name
093	Bonneville Joint District	0930219	Rocky Mountain Middle School
093	Bonneville Joint District	0930425	Falls Valley Elementary School
093	Bonneville Joint District	0930426	Ammon Elementary School
093	Bonneville Joint District	0930427	Iona Elementary School
093	Bonneville Joint District	0930428	Hillview Elementary School
093	Bonneville Joint District	0930429	Ucon Elementary School
093	Bonneville Joint District	0930431	Cloverdale Elementary School
093	Bonneville Joint District	0930432	Fairview Elementary School
093	Bonneville Joint District	0930501	Tiebreaker Elementary School
093	Bonneville Joint District	0930637	Woodland Hills Elementary
093	Bonneville Joint District	0931053	Lincoln High School
093	Bonneville Joint District	0931238	Bonneville Online Elementary
093	Bonneville Joint District	0931250	Mountain Valley Elementary School
093	Bonneville Joint District	0931255	Rimrock Elementary
093	Bonneville Joint District	0931319	Bonneville Online School
093	Bonneville Joint District	0931357	Technical Careers High School
093	Bonneville Joint District	0931360	Summit Hills Elementary School
093	Bonneville Joint District	0931415	Thunder Ridge High School
093	Bonneville Joint District	0932518	Bridgewater Elementary School
093	Bonneville Joint District	0932519	Discovery Elementary School
101	Boundary County District	1010057	Bonnors Ferry High School
101	Boundary County District	1010201	Boundary County Middle School
101	Boundary County District	1010433	Naples Elementary School
101	Boundary County District	1010434	Mount Hall Elementary School
101	Boundary County District	1010437	Valley View Elementary School
111	Butte County Joint District	1110058	Butte County Middle School
111	Butte County Joint District	1110059	Butte County Middle/High School
111	Butte County Joint District	1110438	Howe Elementary School
111	Butte County Joint District	1110439	Arco Elementary School
121	Camas County District	1210060	Camas County High School
121	Camas County District	1210440	Camas County Elem/Jr High School
131	Nampa School District	1310061	West Middle School
131	Nampa School District	1310062	South Middle School
131	Nampa School District	1310213	Iowa Elementary
131	Nampa School District	1310214	Sherman Elementary
131	Nampa School District	1310215	Park Ridge Elementary
131	Nampa School District	1310444	Centennial Elementary School
131	Nampa School District	1310447	Central Elementary
131	Nampa School District	1310450	Greenhurst Elementary School
131	Nampa School District	1310527	Owyhee Elementary School
131	Nampa School District	1310528	Reagan Elementary School
131	Nampa School District	1310529	Roosevelt Elementary School
131	Nampa School District	1310581	Willow Creek Elementary
131	Nampa School District	1310638	Columbia High School

District Code	District Name	School Code	School Name
131	Nampa School District	1310647	Lake Ridge Elementary
131	Nampa School District	1310648	Lone Star Middle School
131	Nampa School District	1310890	Endeavor Elementary School
131	Nampa School District	1310994	Skyview High School
131	Nampa School District	1310996	Snake River Elementary
131	Nampa School District	1310998	Nampa High School
131	Nampa School District	1311109	East Valley Middle School
131	Nampa School District	1311154	Union High School
131	Nampa School District	1311394	Treasure Valley Leadership Academy
131	Nampa School District	1312889	New Horizon Magnet School
132	Caldwell District	1320064	Jefferson Middle School
132	Caldwell District	1320065	Caldwell High School
132	Caldwell District	1320076	Lewis And Clark Elementary
132	Caldwell District	1320281	Syringa Middle School
132	Caldwell District	1320289	Wilson Elementary School
132	Caldwell District	1320448	Washington Elementary School
132	Caldwell District	1320449	Lincoln Elementary School
132	Caldwell District	1320451	Van Buren Elementary School
132	Caldwell District	1320457	Sacajawea Elementary School
132	Caldwell District	1321090	Canyon Springs High School
133	Wilder District	1330452	Wilder Elementary School
133	Wilder District	1331389	Wilder Middle School
134	Middleton School District	1340067	Middleton Middle School
134	Middleton School District	1340068	Middleton High School
134	Middleton School District	1340453	Mill Creek Elementary
134	Middleton School District	1340500	Middleton Heights Elementary
134	Middleton School District	1340546	Purple Sage Elementary
134	Middleton School District	1341168	Middleton Academy
135	Notus District	1350234	Notus Jr/Sr High School
135	Notus District	1350520	Notus Elementary School
136	Melba Joint District	1360070	Melba Middle/High School
136	Melba Joint District	1360455	Melba Elementary School
137	Parma District	1370072	Parma High School
137	Parma District	1370282	Parma Middle School
137	Parma District	1370456	Maxine Johnson Elementary
139	Vallivue School District	1390074	Vallivue High School
139	Vallivue School District	1390460	East Canyon Elementary
139	Vallivue School District	1390461	West Canyon Elementary
139	Vallivue School District	1390505	Central Canyon Elementary
139	Vallivue School District	1390519	Birch Elementary
139	Vallivue School District	1390582	Sage Valley Middle School
139	Vallivue School District	1390646	Lakevue Elementary
139	Vallivue School District	1390892	Desert Springs Elementary
139	Vallivue School District	1390985	Vallivue Middle School

District Code	District Name	School Code	School Name
139	Vallivue School District	1391295	Rivervue Middle School
139	Vallivue School District	1391296	Vallivue Virtual Academy
139	Vallivue School District	1391380	Ridgevue High School
139	Vallivue School District	1391397	Skyway Elementary
139	Vallivue School District	1399017	Vallivue Academy
148	Grace Joint District	1480245	Grace Jr/Sr High School
148	Grace Joint District	1480462	Thatcher Elementary School
148	Grace Joint District	1480463	Grace Elementary School
149	North Gem District	1490077	North Gem Senior High School
149	North Gem District	1490464	North Gem Elementary
150	Soda Springs Joint District	1500078	Tigert Middle School
150	Soda Springs Joint District	1500079	Soda Springs High School
150	Soda Springs Joint District	1500466	Howard E Thirkill Primary School
151	Cassia County Joint District	1510080	Burley Junior High School
151	Cassia County Joint District	1510081	Burley Senior High School
151	Cassia County Joint District	1510082	Oakley Jr/Sr High School
151	Cassia County Joint District	1510083	Raft River Jr/Sr High School
151	Cassia County Joint District	1510084	Declo Sr High School
151	Cassia County Joint District	1510216	White Pine Elementary
151	Cassia County Joint District	1510292	Declo Jr High School
151	Cassia County Joint District	1510468	Almo Elementary School
151	Cassia County Joint District	1510469	Declo Elementary School
151	Cassia County Joint District	1510470	Mountain View Elementary
151	Cassia County Joint District	1510471	Raft River Elementary School
151	Cassia County Joint District	1510473	Oakley Elementary School
151	Cassia County Joint District	1510474	Dworshak Elementary School
151	Cassia County Joint District	1510475	Albion Elementary School
151	Cassia County Joint District	1510990	Cassia Jr/Sr High School
151	Cassia County Joint District	1511395	John V Evans Elementary
161	Clark County School District	1610085	Clark County High School
161	Clark County School District	1610478	Lindy Ross Elementary School
171	Orofino Joint School District # 171	1710087	Timberline School
171	Orofino Joint School District # 171	1710088	Orofino High School
171	Orofino Joint School District # 171	1710479	Orofino Elementary School
171	Orofino Joint School District # 171	1710481	Cavendish-Teakean Elementary School
171	Orofino Joint School District # 171	1710482	Peck Elementary School
171	Orofino Joint School District # 171	1711361	Idaho Youth Challenge Academy Spring
171	Orofino Joint School District # 171	1712520	Timberline Elementary
181	Challis Joint District	1810089	Challis Jr/Sr High School
181	Challis Joint District	1810489	Challis Elementary School
182	Mackay Joint District	1820090	Mackay Junior Senior High School
182	Mackay Joint District	1820490	Mackay Elementary School

District Code	District Name	School Code	School Name
191	Prairie Elementary District	1910491	Prairie Elem/Jr High School
192	Glenns Ferry Joint District	1920092	Glenns Ferry High School
192	Glenns Ferry Joint District	1920241	Glenns Ferry Middle School
192	Glenns Ferry Joint District	1920492	Glenns Ferry Elementary School
193	Mountain Home School District #193	1930093	Mountain Home Junior High School
193	Mountain Home School District #193	1930095	Mountain Home High School
193	Mountain Home School District #193	1930493	West Elementary School
193	Mountain Home School District #193	1930494	East Elementary School
193	Mountain Home School District #193	1930495	North Elementary School
193	Mountain Home School District #193	1930502	Stephensen Elementary School
193	Mountain Home School District #193	1930556	Hacker Middle School
193	Mountain Home School District #193	1931317	Bennett Mountain High School
201	Preston School District #201	2010096	Preston High School
201	Preston School District #201	2010291	Preston Junior High School
201	Preston School District #201	2010497	Oakwood Elementary
201	Preston School District #201	2018844	Franklin County High School
202	West Side Joint District	2020223	Beutler Middle School
202	West Side Joint District	2020227	West Side High School
202	West Side Joint District	2020987	Harold B Lee Elementary School
215	Fremont County Joint District	2150098	South Fremont Jr High
215	Fremont County Joint District	2150099	South Fremont High School
215	Fremont County Joint District	2150100	North Fremont Jr/Sr High School
215	Fremont County Joint District	2150290	Henrys Fork Elementary
215	Fremont County Joint District	2150700	Parker-Egin Elementary School
215	Fremont County Joint District	2150701	Ashton Elementary School
215	Fremont County Joint District	2150703	Teton Elementary School
221	Emmett Independent District	2210101	Emmett High School
221	Emmett Independent District	2210224	Emmett Middle School
221	Emmett Independent District	2210230	Kenneth J Carberry Elementary
221	Emmett Independent District	2210251	Shadow Butte Elementary School
221	Emmett Independent District	2210707	Sweet Montour Elementary School
221	Emmett Independent District	2210710	Ola Elementary School
221	Emmett Independent District	2211111	The Patriot Center
221	Emmett Independent District	2211249	Payette River Regional Technical Academy
221	Emmett Independent District	2211265	Black Canyon Alternative High School
231	Gooding Joint District	2310102	Gooding Middle School
231	Gooding Joint District	2310103	Gooding High School
231	Gooding Joint District	2310711	Gooding Elementary School
232	Wendell District	2320104	Wendell Middle School
232	Wendell District	2320209	Wendell High School
232	Wendell District	2320712	Wendell Elementary School
233	Hagerman Joint District	2330280	Hagerman School

District Code	District Name	School Code	School Name
234	Bliss Joint School District	2340714	Bliss School
242	Cottonwood Joint District	2420111	Prairie Jr/Sr High School
242	Cottonwood Joint District	2420722	Prairie Elementary School
243	Salmon River Joint School Dist	2431280	Riggins Elementary School
243	Salmon River Joint School Dist	2431281	Salmon River High School
244	Mountain View School District	2441283	Clearwater Valley Junior/Senior High School
244	Mountain View School District	2441284	Grangeville High School
244	Mountain View School District	2441285	Clearwater Valley Elementary School
244	Mountain View School District	2441286	Grangeville Elem/Middle School
244	Mountain View School District	2441287	Elk City School
251	Jefferson County Jt District	2510114	Rigby High School
251	Jefferson County Jt District	2510723	Harwood Elementary School
251	Jefferson County Jt District	2510724	Midway Elementary
251	Jefferson County Jt District	2510726	Roberts Elementary School
251	Jefferson County Jt District	2511110	South Fork Elementary School
251	Jefferson County Jt District	2511143	Jefferson High School
251	Jefferson County Jt District	2511358	Rigby Middle School
251	Jefferson County Jt District	2511359	Philo T Farnsworth Elementary School
252	Ririe Joint School District #252	2520228	Ririe Jr/Sr High School
252	Ririe Joint School District #252	2520229	Ririe Elementary School
253	West Jefferson District	2530115	West Jefferson High School
253	West Jefferson District	2530728	Terreton Elementary School
253	West Jefferson District	2530729	Hamer Elementary School
253	West Jefferson District	2531315	West Jefferson Junior High School
261	Jerome Joint District	2610117	Jerome Middle School
261	Jerome Joint District	2610118	Jerome High School
261	Jerome Joint District	2610516	Horizon Elementary School
261	Jerome Joint District	2610731	Jefferson Elementary School
261	Jerome Joint District	2611272	Northside Jr/Sr High School
261	Jerome Joint District	2612516	Summit Elementary
262	Valley District	2620119	Valley High School
271	Coeur D Alene District	2710120	Canfield Middle School
271	Coeur D Alene District	2710121	Lakes Magnet School
271	Coeur D Alene District	2710122	Coeur d'Alene High School
271	Coeur D Alene District	2710217	Skyway Elementary School
271	Coeur D Alene District	2710220	Lake City High School
271	Coeur D Alene District	2710246	Woodland Middle School
271	Coeur D Alene District	2710506	Hayden Meadows Elementary School
271	Coeur D Alene District	2710514	Fernan STEM Academy
271	Coeur D Alene District	2710735	Borah Elementary School

District Code	District Name	School Code	School Name
271	Coeur D Alene District	2710738	Ramsey Magnet School Of Science
271	Coeur D Alene District	2710739	Dalton Elementary School
271	Coeur D Alene District	2710740	Atlas Elementary School
271	Coeur D Alene District	2710741	Bryan Elementary School
271	Coeur D Alene District	2710742	Sorensen Magnet School Of The Arts And Humanities
271	Coeur D Alene District	2710743	Winton Elementary School
271	Coeur D Alene District	2711037	Venture High School
271	Coeur D Alene District	2711396	Northwest Expedition Academy
272	Lakeland School District	2720123	Lakeland Junior High School
272	Lakeland School District	2720124	Lakeland High School
272	Lakeland School District	2720513	Betty Kiefer Elementary School
272	Lakeland School District	2720585	Timberlake Junior High School
272	Lakeland School District	2720586	Timberlake Senior High School
272	Lakeland School District	2720745	Spirit Lake Elementary School
272	Lakeland School District	2720746	John Brown Elementary School
272	Lakeland School District	2720747	Athol Elementary School
272	Lakeland School District	2720761	Garwood Elementary School
272	Lakeland School District	2720891	Twin Lakes Elementary School
272	Lakeland School District	2721104	Mountain View Alternative High School
273	Post Falls School District	2730125	Post Falls Middle School
273	Post Falls School District	2730126	Post Falls High School
273	Post Falls School District	2730253	Mullan Trail Elementary School
273	Post Falls School District	2730268	River City Middle School
273	Post Falls School District	2730736	Prairie View Elementary
273	Post Falls School District	2730748	Ponderosa Elementary School
273	Post Falls School District	2730749	Seltice Elementary School
273	Post Falls School District	2731084	New Vision High School
273	Post Falls School District	2731388	Greensferry Elementary School
273	Post Falls School District	2732517	West Ridge Elementary School
274	Kootenai District	2740127	Kootenai Jr Sr High School
274	Kootenai District	2740751	Harrison Elementary School
281	Moscow School District	2810129	Moscow Middle School
281	Moscow School District	2810130	Moscow High School
281	Moscow School District	2810612	Paradise Creek Regional High School
281	Moscow School District	2810753	J. Russell Elementary
281	Moscow School District	2810754	Lena Whitmore Elementary
281	Moscow School District	2810756	A. B. McDonald Elementary
282	Genesee Joint District	2820269	Genesee School
283	Kendrick Joint School District	2830132	Kendrick Jr/Sr High School
283	Kendrick Joint School District	2830758	Juliaetta Elementary School
285	Potlatch School District #285	2850135	Potlatch Jr/Sr High School
285	Potlatch School District #285	2850762	Potlatch Elementary School

District Code	District Name	School Code	School Name
287	Troy School District	2870766	Troy Elementary School
287	Troy School District	2870772	Troy Jr. Sr. High School
288	Whitepine Jt School District	2880794	Deary School
291	Salmon District	2910136	Salmon Jr.-Sr. High School
291	Salmon District	2910764	Salmon Pioneer Primary School
292	South Lemhi District	2920137	Leadore School
292	South Lemhi District	2920765	Tendoy Elementary School
302	Nezperce Joint District	3020272	Nezperce School
304	Kamiah Joint District	3040231	Kamiah High School
304	Kamiah Joint District	3040232	Kamiah Middle School
304	Kamiah Joint District	3040768	Kamiah Elementary School
305	Highland Joint District	3050285	Highland School
312	Shoshone Joint District	3120294	Shoshone Middle School
312	Shoshone Joint District	3120295	Shoshone High School
312	Shoshone Joint District	3120770	Shoshone Elementary School
312	Shoshone Joint District	3120846	High Desert High School
314	Dietrich District	3140143	Dietrich School
316	Richfield District	3160144	Richfield School
321	Madison School District #321	3210145	Madison Junior High School
321	Madison School District #321	3210146	Madison High School
321	Madison School District #321	3210250	Madison Middle School
321	Madison School District #321	3210773	Kennedy Elementary School
321	Madison School District #321	3210775	Lincoln Elementary School
321	Madison School District #321	3210777	Adams Elementary School
321	Madison School District #321	3210779	Burton Elementary School
321	Madison School District #321	3210780	Hibbard Elementary School
321	Madison School District #321	3211225	South Fork Elementary
321	Madison School District #321	3219015	Central High School
322	Sugar-Salem District #322	3220147	Sugar-Salem High School
322	Sugar-Salem District #322	3220225	Kershaw Intermediate School
322	Sugar-Salem District #322	3220226	Sugar-Salem Junior High School
322	Sugar-Salem District #322	3220781	Central Elementary School
322	Sugar-Salem District #322	3220874	Valley View Alternative High School
331	Minidoka County Joint District	3310148	East Minico Middle School
331	Minidoka County Joint District	3310149	West Minico Middle School
331	Minidoka County Joint District	3310150	Minico High School
331	Minidoka County Joint District	3310783	Paul Elementary School
331	Minidoka County Joint District	3310785	Heyburn Elementary School
331	Minidoka County Joint District	3310786	Acequia Elementary School
331	Minidoka County Joint District	3310845	Rupert Elementary School
331	Minidoka County Joint District	3311046	Mt. Harrison Junior/Senior High School
340	Lewiston Independent School District No. 1	3400151	Sacajawea Junior High School
340	Lewiston Independent School District No. 1	3400152	Jenifer Junior High School



District Code	District Name	School Code	School Name
340	Lewiston Independent School District No. 1	3400153	Lewiston High School
340	Lewiston Independent School District No. 1	3400787	Centennial Elementary School
340	Lewiston Independent School District No. 1	3400788	Camelot Elementary School
340	Lewiston Independent School District No. 1	3400789	McGhee Elementary School
340	Lewiston Independent School District No. 1	3400790	Orchards Elementary School
340	Lewiston Independent School District No. 1	3400791	McSorley Elementary School
340	Lewiston Independent School District No. 1	3400793	Webster Elementary School
340	Lewiston Independent School District No. 1	3401034	Tammany Alternative Center
341	Lapwai School District	3410583	Lapwai Middle/High School
341	Lapwai School District	3410844	Lapwai Elementary School
342	Culdesac Joint District	3420795	Culdesac School
351	Oneida County District	3510156	Malad High School
351	Oneida County District	3510580	Oneida High School
351	Oneida County District	3510618	Malad Middle School
351	Oneida County District	3510797	Stone Elementary School
351	Oneida County District	3510798	Malad Elementary School
351	Oneida County District	3511390	Idaho Home Learning Academy
363	Marsing Joint District	3630157	Marsing High School
363	Marsing Joint District	3630530	Marsing Middle School
363	Marsing Joint District	3630799	Marsing Elementary School
364	Pleasant Valley Elementary District	3640800	Pleasant Valley Elem/Jr High
365	Bruneau-Grand View Joint School District	3650158	Rimrock Jr/Sr High School
365	Bruneau-Grand View Joint School District	3650801	Bruneau Elementary School
365	Bruneau-Grand View Joint School District	3650802	Grand View Elementary School
370	Homedale Joint District	3700160	Homedale High School
370	Homedale Joint District	3700260	Homedale Middle School
370	Homedale Joint District	3700803	Homedale Elementary School
371	Payette Joint District	3710161	McCain Middle School
371	Payette Joint District	3710162	Payette High School
371	Payette Joint District	3710805	Westside Elementary School
372	New Plymouth District	3720164	New Plymouth High School
372	New Plymouth District	3720806	New Plymouth Elementary
372	New Plymouth District	3720986	New Plymouth Middle School
373	Fruitland District	3730165	Fruitland Middle School
373	Fruitland District	3730166	Fruitland High School
373	Fruitland District	3730807	Fruitland Elementary School
373	Fruitland District	3731332	Fruitland Preparatory Academy
381	American Falls Joint District	3810167	William Thomas Middle School
381	American Falls Joint District	3810168	American Falls High School
381	American Falls Joint District	3810261	American Falls Academy
381	American Falls Joint District	3810808	Hillcrest Elementary School
381	American Falls Joint District	3810849	American Falls Intermediate School
382	Rockland District	3820169	Rockland Public School
383	Arbon Elementary District	3830810	Arbon Elementary School

District Code	District Name	School Code	School Name
391	Kellogg Joint District	3910170	Kellogg Middle School
391	Kellogg Joint District	3910171	Kellogg High School
391	Kellogg Joint District	3910811	Pinehurst Elementary School
391	Kellogg Joint District	3910812	Canyon Elementary School
392	Mullan District	3920172	Mullan Jr/Sr High School
392	Mullan District	3920815	John Mullan Elementary School
393	Wallace School District #393	3930173	Silver Hills Elementary School
393	Wallace School District #393	3930174	Wallace Jr./Sr. High School
394	Avery Elementary District	3940820	Calder School
401	Teton County District	4010175	Teton High School
401	Teton County District	4010195	Teton Middle School
401	Teton County District	4010249	Driggs Elementary School
401	Teton County District	4010823	Victor Elementary
401	Teton County District	4010875	Basin Alternative High School
401	Teton County District	4011236	Rendezvous Upper Elementary School
411	Twin Falls School District	4110176	Robert Stuart Junior High School
411	Twin Falls School District	4110177	Vera C. O'Leary Junior High School
411	Twin Falls School District	4110178	Twin Falls High School
411	Twin Falls School District	4110515	Oregon Trail Elementary School
411	Twin Falls School District	4110824	I B Perrine Elementary School
411	Twin Falls School District	4110825	Morningside Elementary School
411	Twin Falls School District	4110826	Sawtooth Elementary School
411	Twin Falls School District	4110827	Harrison Elementary School
411	Twin Falls School District	4110828	Bickel Elementary School
411	Twin Falls School District	4110829	Lincoln Elementary School
411	Twin Falls School District	4111066	Magic Valley High School
411	Twin Falls School District	4111147	Bridge Academy
411	Twin Falls School District	4111237	Canyon Ridge High School
411	Twin Falls School District	4111381	Pillar Falls Elementary
411	Twin Falls School District	4111382	Rock Creek Elementary
411	Twin Falls School District	4111393	South Hills Middle School
412	Buhl Joint District	4120179	Buhl Middle School
412	Buhl Joint District	4120180	Buhl High School
412	Buhl Joint District	4120830	Popplewell Elementary School
412	Buhl Joint District	4121403	Wakapa Academy
413	Filer District	4130181	Filer High School
413	Filer District	4130196	Filer Middle School
413	Filer District	4130831	Filer Elementary School
413	Filer District	4130832	Hollister Elementary School
413	Filer District	4131244	Filer Intermediate School
414	Kimberly District	4140182	Kimberly High School
414	Kimberly District	4140512	Kimberly Middle School
414	Kimberly District	4140833	Kimberly Elementary School

District Code	District Name	School Code	School Name
414	Kimberly District	4141408	Stricker Elementary School
415	Hansen District	4150620	Hansen Junior/Senior High School
415	Hansen District	4150834	Hansen Elementary School
416	Three Creek Joint Elementary District	4160835	Three Creek Elem/Jr High School
417	Castleford District	4170185	Castleford Public Schools
418	Murtaugh Joint District	4181344	Murtaugh Schools
421	McCall-Donnelly School District	4210189	McCall-Donnelly High School
421	McCall-Donnelly School District	4210236	Payette Lakes Middle School
421	McCall-Donnelly School District	4210837	Barbara R Morgan Elementary
421	McCall-Donnelly School District	4210988	Donnelly Elementary
421	McCall-Donnelly School District	4211264	Heartland High School
422	Cascade District	4220190	Cascade Jr./Sr. High School
422	Cascade District	4220838	Cascade Elementary School
431	Weiser School District	4310191	Weiser Middle School
431	Weiser School District	4310192	Weiser High School
431	Weiser School District	4310839	Pioneer Primary School
431	Weiser School District	4310840	Park Intermediate School
432	Cambridge Joint District	4320193	Cambridge Junior/Senior High School
432	Cambridge Joint District	4320841	Cambridge Elementary School
433	Midvale District	4330286	Midvale School
451	Victory Charter School, Inc.	4510868	Victory Charter School
452	Idaho Virtual Academy, Inc.	4521302	Idaho Vision High School
453	Idaho Virtual High School, Inc.	4530870	Richard Mckenna Charter School - Online
453	Idaho Virtual High School, Inc.	4531399	Richard Mckenna Charter School - Onsite
454	Rolling Hills Public Charter School, Inc.	4540574	Rolling Hills Public Charter School
455	Compass Public Charter School, Inc.	4550575	Compass Public Charter School
455	Compass Public Charter School, Inc.	4551379	Compass Public Charter School Jr/Sr High
456	Falcon Ridge Public Charter School, Inc.	4560576	Falcon Ridge Public Charter School
457	Inspire Academics, Inc.	4570578	Inspire Virtual Charter School
458	Liberty Charter School, Inc.	4580587	Liberty Charter School
460	The Academy, Inc.	4600641	Connor Academy
461	Taylor's Crossing Public Charter School, Inc.	4610642	Taylor's Crossing Public Charter School
462	Xavier Charter School, Inc.	4622512	Xavier Charter School
463	Vision Charter School, Inc.	4630888	Vision Charter School
464	White Pine Charter School, Inc.	4642514	White Pine Charter School
465	North Valley Academy, Inc.	4650653	North Valley Academy
466	iSucceed Virtual High School, Inc.	4660654	iSucceed Virtual High School
468	Idaho Science and Technology Charter School, Inc.	4681217	Idaho Science And Technology Charter School

District Code	District Name	School Code	School Name
469	Idaho Virtual Education Partners, Inc.	4691221	ICON (Idaho Connects Online School)
469	Idaho Virtual Education Partners, Inc.	4691303	Idaho Connects Online (Alt)
470	The Kootenai Bridge Academy, Inc.	4701232	Kootenai Bridge Academy
472	Palouse Prairie Educational Organization, Inc.	4721234	Palouse Prairie Charter School
473	The Village Charter School, Inc.	4731339	The Village Charter School
474	Monticello Montessori Charter School, Inc.	4741246	Monticello Montessori Charter School
475	The Sage International School Of Boise, A Public Charter School, Inc.	4751248	Sage International School of Boise
476	Another Choice Virtual Charter School, Inc.	4761247	Another Choice Virtual Charter School
477	Blackfoot Charter Community Learning Center, Inc.	4771294	Blackfoot Charter Community
478	Legacy Public Charter School, Inc.	4781340	Legacy Charter School
479	Heritage Academy, Inc.	4791341	Heritage Academy Public Charter School
480	North Idaho Stem Charter Academy, Inc.	4801342	North Idaho Stem Charter Academy
481	Heritage Community Charter School, Inc.	4811343	Heritage Community Charter School
482	American Heritage Charter School, Inc.	4821346	American Heritage Charter School
483	Chief Tahgee Elementary Academy, Inc.	4831347	Chief Tahgee Elementary Academy
485	Idaho STEM Academy, Inc.	4851364	Bingham Academy
486	Upper Carmen Public Charter School, Inc.	4861366	Upper Carmen Public Charter School
487	Sandpoint Charter School, Inc.	4871365	Forrest M. Bird Charter School
488	Syringa Mountain School, Inc.	4881367	Syringa Mountain Charter School
489	Idaho College and Career Readiness Academy, Inc.	4891368	Idaho Technical Career Academy
490	Idaho Distance Education Academy, Inc.	4901369	Idaho Distance Education Academy
491	Coeur D'Alene Charter Academy, Inc.	4911370	Coeur d'Alene Charter Academy School
492	Anser Of Idaho, Inc.	4920819	Anser Charter School
493	North Star Charter School, Inc.	4931371	North Star Charter School
494	The Pocatello Community Charter School, Inc.	4940623	Pocatello Community Charter
495	Forrester Academy, Inc.	4951385	Alturas International Academy
496	Gem Prep: Pocatello, Inc.	4961376	Gem Prep - Pocatello
497	Pathways in Education - Nampa, Inc.	4971398	Pathways In Education: Nampa
498	GEM Prep: Meridian, Inc.	4981409	Gem Prep: Meridian
499	Future Public School, Inc.	4991410	Future Public School
511	Peace Valley Charter School, Inc.	5111412	Peace Valley Charter School
513	Project Impact Stem Academy	5131413	Project Impact STEM Academy
555	Canyon-Owyhee School Service Agency (COSSA)	5551291	Cossa Academy
559	Thomas Jefferson Charter School, Inc.	5590559	Thomas Jefferson Charter School
768	Meridian Technical Charter High School, Inc.	7680257	Meridian Technical Charter High School

District Code	District Name	School Code	School Name
785	Meridian Medical Arts Charter High School, Inc.	7850547	Meridian Medical Arts Charter High School
795	Idaho Arts Charter School, Inc.	7950577	Idaho Arts Charter School
796	Gem Prep: Nampa, Inc.	7961386	Gem Prep: Nampa
813	Moscow Charter School, Inc.	8130813	Moscow Charter School